



# HOUSE of REPRESENTATIVES

## STATE OF MICHIGAN

### Appropriations Requests for Legislatively Directed Spending Items

---

1. The sponsoring representative's first name:  
Jamie
2. The sponsoring representative's last name:  
Thompson
3. The cosponsoring representatives' names. All cosponsors must be listed. If none, please type 'n/a.' A signed letter from the sponsor approving the co-sponsorship and a signed letter from the member wishing to co-sponsor are required. Attach letters at question #9 below.  
N/A
4. Name of the entity that the spending item is intended for:  
City of Flat Rock
5. Physical address of the entity that the spending item is intended for:  
25500 Gibraltar Road, Flat Rock MI 48134
6. If there is not a specific recipient, the intended location of the project or activity:  
25500 Gibraltar Road, Flat Rock MI 48134
7. Name of the representative and the district number where the legislatively directed spending item is located:  
Jamie Thompson – District #28
8. Purpose of the legislatively directed spending item. Please include how it provides a public benefit and why it is an appropriate use of taxpayer funding. Please also demonstrate that the item does not violate Article IV, S 30 of the Michigan Constitution.  
The City of Flat Rock Fire Department ("the Department") operates out of one fire station with a combination staffing model of one full time chief, eight full time firefighter/paramedics, and six part time firefighters. The Department provides fire, EMS, and specialty services as well as mutual aid to surrounding local neighboring departments, Wayne and Monroe Counties, Furthermore, the Department has five state fire instructors, two state EMS instructors, and four BLS instructors who provide training and education to the community and neighboring departments.

## Project Description

The City of Flat Rock operates within 7.2 square miles in the Southeast part of Michigan, with the southern border being Monroe County. The location is unique in that it provides mutual aid to not only Wayne County “Downriver” communities but also northern Monroe County. The Flat Rock Fire Department has evolved from strictly volunteer to a combination department in the past 20 years.

During the years as a volunteer department, the city was able to allocate funds to equipment and training in order to fully complement the fire department. However, now that the department is a combination department, much of those funds are allocated towards employee costs and the aging, outdated, and cost intensive equipment. The only Pumper is a 1990 fire engine and does not conform to NFPA 1901 (1991 revision) standards. The motorized ladder rack has been inoperable for several years due to the inability to procure replacement motors, as they are no longer produced. The City of Flat Rock Fire Department does have Automatic and Mutual Aid agreements with 6 surrounding communities and have had to alter their response because of the constant mechanical issues with the pumper, thereby negatively impacting the requesting neighbor’s operational effectiveness. The aging electrical system has presented multiple problems for operations as well. Poor lighting has contributed to major difficulties reading gauges, providing for safe operations, and increases the likelihood of injury to our members. Funding will bring the Department into compliance with NFPA.

## Cost/Benefit

The Department has allocated \$12,000 thousand dollars into repairs of the current engine in the last two years; it is 20 years past its service life with a water tank showing signs of decay and requiring replacement within the next few years. The unreliability of this pumper has forced the Department to utilize the 2009 ladder truck as a “front line engine” on a regular basis, increasing the wear and tear on this expensive vehicle. The Department will save on fuel and maintenance costs by condensing the fleet from an engine and heavy rescue to one engine that houses everything needed. This grant funding will ease the burden on an overly exhausted equipment maintenance line item in the operating budget, allowing the Department to hire more firefighters, replace other needed smaller equipment within the Department, and help the city stay financially sound.

## Statement of Effect

When this equipment was first purchased 35 years ago, the Department was primarily a volunteer department. Today, the Department has funding for up to four personnel per day.

On behalf of the City of Flat Rock Fire Department I would like to request \$1,000,000 to replace the existing engine which is long past its service life.

9. Attach documents here if needed:

Attachments added to the end of this file.

10. The amount of state funding requested for the legislatively directed spending item.

1000000

11. Has the legislatively directed spending item previously received any of the following types of funding? Check all that apply.

["None"]

12. Please select one of the following groups that describes the entity requesting the legislatively directed spending item:

Local unit government

13. For a non-profit organization, has the organization been operating within Michigan for the preceding 36 months?

Not applicable

14. For a non-profit organization, has the entity had a physical office within Michigan for the preceding 12 months?

Not applicable

15. For a non-profit organization, does the organization have a board of directors?

Not applicable

16. For a non-profit organization, list all the active members on the organization's board of directors and any other officers. If this question is not applicable, please type 'n/a.'

N/A

17. "I certify that neither the sponsoring representative nor the sponsoring representative's staff or immediate family has a direct or indirect pecuniary interest in the legislatively directed spending item."

Yes, this is correct

18. Anticipated start and end dates for the legislatively directed spending item:

Oct 1, 2025 – Sept 30, 2026 (FY 2026)

19. "I hereby certify that all information provided in this request is true and accurate."

Yes

# R.S.V.P. Quote

# R S V P Ambulance

RSVP Demo

RSVP Ambulance  
Mack Arnos  
2845 York St.  
Toledo, OH 43605  
419-764-4499  
mackarnos@gmail.com

Exp. Date: / /  
Quote No: 10206-0108

Create Date: 01/17/2024  
RSVP Demo - T3 E-450 172" - 25DF33237-38G  
Job/Order No: 25DF33237-38G

Rev. Date: 02/28/2025

Page 1

PART NO	S	DESCRIPTION	QTY	EACH	EXTENDED
== *****BID STANDARDS***** - 35.010 05/02/22 ==					
00-00-0010	XS	-- ORDER NUMBER: 25DF33237-38G	1	0.00	0.00
00-00-0107		-- Order Date: Post January 1st, 2024	1	0.00	0.00
00-00-0113		-- Ambulance Built to Star Of Life KKK-A-1882-F Certification, Latest	1	0.00	0.00
		Revision			
		Exceptions to be noted on final sticker.			
00-10-0015	S	Vehicle Quantity: 2	1	0.00	0.00
00-10-0017		Ford QVM, Qualified Vehicle Modifiers Program Member	1	0.00	0.00
00-10-0018		Product Liability Insurance	1	0.00	0.00
00-10-0019		Non-Discrimination and Equal Opportunity	1	0.00	0.00
00-10-0020		Drug Free Workplace	1	0.00	0.00
00-10-0023		Quality Management System ISO 9001(TM):2015 Registered	1	0.00	0.00
00-91-0002	S	BODY NUMBER: M30318E25P	1	0.00	0.00
00-91-0003	S	CHASSIS VIN NUMBER: 1FDXE4FN8SDD37128 & 1FDXE4FN8SDD26940	1	0.00	0.00
00-91-0016		ACCOUNT SPECIALIST: Zack Mooneyhan	1	0.00	0.00
00-99-9000		Revision Level: 0 - Zero - ORIGINAL VERSION	1	0.00	0.00
	S	== E-450 DRW Cut-away CHASSIS(154/164)** - 35.010 05/02/22			
		==			
01-3F-0000		Type III AEV Traumahawk Cut-A-Way, Modular Ambulance	1	0.00	0.00
01-AU-3F44		2025 Ford, E-450 Cut-away, 158" WB 100" CA, Hi Trim, Gas	1	41639.00	41639.00
		2025 Ford E-450 E4F Cutaway Chassis 158" Wheelbase			
		GVWR 14,500 pounds			
		7.3L V8 Gasoline Engine 350 HP premium Exterior Oxford White			
01-3F-02SP		-- Rear Suspension: E-450 Leaf Springs, Single Stage (OEM)	1	0.00	0.00
01-FM-EWH		-- Wheel Simulators: Phoenix, Polished Stainless steel, E-Series	1	0.00	0.00
01-FM-FSA0		-- Shock Absorbers: OEM, HD Gas Type, 1.38 inch	1	0.00	0.00
01-FM-FSW		-- Front stabilizer (Sway) Bar: OEM, 1.00 inch bar diameter	1	0.00	0.00
01-FM-RSW		-- Rear stabilizer (Sway) Bar: OEM, 1.125 inch bar diameter (No tire	1	0.00	0.00
		Chains)			
01-FM-TI08		-- Tire, SPARE: All season, Random Make LT225/75 R16, LR E	1	0.00	0.00
01-FM-TI01		-- Location: Shipped Loose	1	0.00	0.00
01-OE-47C0		-- Throttle Control System	1	0.00	0.00
03-EA-43PR		-- Side Mirrors, OEM Black Telescope -E Series	1	0.00	0.00
	S	== 164-172 x 95 E450 Module Body, Conversion - 35.010 05/02/22			
		==			
00-00-0107		-- Order Date: Post August 1st, 2024	1	0.00	0.00
00-00-0113		-- Ambulance Built to Star Of Life KKK-A-1882-F Certification, Latest	1	0.00	0.00
		Revision			
06-EA-01FD		Tire Valve Extensions, S/S Braided, PR, Dual Rear Wheel	1	108.00	108.00
01-Y0-0002		BODY Generation 10	1	0.00	0.00
02-00-0003		-- ALL DIMENSIONS ON ORDER WILL HAVE A VARIABLE OF + OR - 1/4"	1	0.00	0.00
		Unless specified as a minimum dimension.			
02-B2-3F68		Body, Module: Cut-away, 168 x 95 x 72" Interior Head Room	1	1069.00	1069.00
02-00-0006		-- Headroom: 72" Finished Interior - Ducted A/C	1	0.00	0.00
02-00-0060		-- Compartment and Entry door Full length Stainless Steel Hinges std	1	0.00	0.00
02-B0-3F2E		-- Cab Extension: 10-inch - allows full OEM seat travel + 4"	1	0.00	0.00
02-B0-CC01		-- Compartment Construction: STANDARD, Unless Specified Otherwise	1	0.00	0.00
		Sides and Back: .100 Polished Aluminum Diamond Plate			
		Compartment Ceiling: .090 Aluminum Sheet			
02-B0-SFL0		-- Compt Floors: Sweep-out, even with bottom door jamb	1	0.00	0.00
		Unless Specified Otherwise.			

PART NO	S	DESCRIPTION	QTY	EACH	EXTENDED
02-B0-CC41		-- <b>Compartment floor thickness .125" standard</b>	1	0.00	0.00
02-B0-CC18		-- <b>Compartment Ventilation - Flap style #VT-2495-A01, STD</b>	1	0.00	0.00
02-B0-CE03		-- <b>Curb side Entry Door (CSE): 73.8 High x 31 Wide - 164+</b>	1	0.00	0.00
02-B0-09B2		-- <b>C/S Door Check : Double Action Gas Shock</b>	1	0.00	0.00
04-EA-09B1		-- <b>Door Swing Angle: Set to 90-100 degrees</b>	1	0.00	0.00
02-B0-CESL		-- <b>Curbside Entry Door (CSE) Location: Standard, Rearward of M-7</b>	1	0.00	0.00
		<b>Compt if Optioned</b>			
02-B1-SW64		-- <b>Step Well, CURBSIDE Entry Door, 1-Step Diamond Plate</b>	1	0.00	0.00
05-IL-09SW		-- <b>Light, Step Well: 3" Weldon, White, Activate with C/S entry door</b>	1	0.00	0.00
		Light shall come on with CS door or with right flood switch.			
02-B1-M163		-- <b>M-1 Compt (LF): 72 HR, 79.8" H x 18.6" W x 19.4" D</b>	1	0.00	0.00
02-B0-CC02		-- <b>Compartment Construction: STANDARD Diamond Plate</b>	1	0.00	0.00
		Sides and Back: .100 Polished Aluminum Diamond Plate			
		Compartment Ceiling: .090 Aluminum Sheet			
02-B0-CC08		-- <b>Compartment Door Panel: Diamond Plate</b>	1	0.00	0.00
12-DC-GA10		-- <b>Compartment Finish: Diamond Plate Standard</b>	1	0.00	0.00
02-B0-CC16		-- <b>Compartment Door Ventilation - small punched half-moon Louvered</b>	1	0.00	0.00
		<b>Door</b>			
02-B0-SWFL		-- <b>Compt Floor: Sweep-out, even with bottom door jamb.</b>	1	0.00	0.00
02-B0-CC41		-- <b>Compartment floor thickness .125" standard</b>	1	0.00	0.00
02-BC-10A5		-- <b>Compartment Door: SINGLE DOOR, Forward hinged 2-point Latch</b>	1	0.00	0.00
02-B0-09B0		-- <b>Compt Door Check: Double Action Gas Shock</b>	1	0.00	0.00
04-EA-09B1		-- <b>Door Swing Angle: Set to 90-100 degrees</b>	1	0.00	0.00
05-EL-40N1		-- <b>Light, Compt, LED, M-1 (LF): Intertek Model No ZY-156-LEDC,</b>	1	0.00	0.00
		MTB 1" Hole, Centered			
08-B1-02LI		-- <b>Prep for 02 Lift: NONE</b>	1	0.00	0.00
02-B1-M264		-- <b>M-2 Compt (LFM): 31.5" H x 44.5" W x 19.4" D</b>	1	0.00	0.00
02-B0-CC02		-- <b>Compartment Construction: STANDARD Diamond Plate</b>	1	0.00	0.00
		Sides and Back: .100 Polished Aluminum Diamond Plate			
		Compartment Ceiling: .090 Aluminum Sheet			
02-B0-CC08		-- <b>Compartment Door Panel: Diamond Plate</b>	1	0.00	0.00
12-DC-GA10		-- <b>Compartment Finish: Diamond Plate Standard</b>	1	0.00	0.00
02-B0-SWFL		-- <b>Compt Floor: Sweep-out, even with bottom door jamb.</b>	1	0.00	0.00
02-B0-CC41		-- <b>Compartment floor thickness .125" standard</b>	1	0.00	0.00
02-B1-BIO1		-- <b>Bio-Waste: Diamond Plate Closeout for Bio in A/A</b>	1	0.00	0.00
		Dogleg for interior access bio-waste.			
		17" W x 13"H and compartment depth less 2".			
02-BC-10D0		-- <b>Doors, Compartment, DOUBLE DOORS (std)</b>	1	0.00	0.00
02-B0-09B0		-- <b>Compt Door Check: Double Action Gas Shock</b>	1	0.00	0.00
04-EA-09B1		-- <b>Door Swing Angle: Set to 90-100 degrees</b>	1	0.00	0.00
04-TS-11D3		-- <b>M-2 Shelf, Adjustable, Ext: .125 Smooth Alum, 2" Upward lip</b>	1	0.00	0.00
04-TS-4010		-- <b>Shelf Bracket: 90 Deg with Slotted Holes</b>	1	0.00	0.00
05-EL-40N2		-- <b>Light, Compt, LED, M-2 (LFM): Intertek Model No ZY-156-LEDC, STD</b>	1	0.00	0.00
		MTB Note: 1" Hole, Centered in Compartment ceiling			
05-HA-13KZ		-- <b>Condenser, 12V:VALEO/ ACC #25062 Dual Fan, Front of Module -E</b>	1	1024.00	1024.00
		<b>Super tie in</b>			
04-HA-1312		-- <b>COOL BAR Front of Body, (5) - WARNING LIGHTS Pre-Drilled M9</b>	1	1744.00	1744.00
		#WEDGE-HVACM9			
		Use of the wedge is subject to engineering review and approval for Light duty Type III models.			
04-HA-1362		-- <b>Warning Lights installed on Condenser cover</b>	1	0.00	0.00
12-B0-0002		-- <b>Painted Part- Painted White YZ Std</b>	1	0.00	0.00
12-B0-0002		-- <b>Painted Part- Painted White YZ Std</b>	1	0.00	0.00
06-RR-13Z0		-- <b>Standard Conduit: 1-1/2", with pull wire</b>	1	0.00	0.00
06-RR-13O4		-- <b>CONDUIT ORIENTATION POINT: M-2 compartment</b>	1	0.00	0.00
06-RR-13T3		-- <b>CONDUIT TERMINATION POINT: Behind A/A Board (Panel)</b>	1	0.00	0.00
02-B5-M368	S	-- <b>M-3 Compt (LR): 58.5" H x 30.875" W x 19.4 D</b>	1	469.00	469.00
		WITH 58.5" HIGH M3, THIS WILL NARROW THE TELEMETRY AREA & LP WILL PROBABLY NOT FIT			
02-B0-CC02		-- <b>Compartment Construction: STANDARD Diamond Plate</b>	1	0.00	0.00
		Sides and Back: .100 Polished Aluminum Diamond Plate			
		Compartment Ceiling: .090 Aluminum Sheet			
02-B0-CC08		-- <b>Compartment Door Panel: Diamond Plate</b>	1	0.00	0.00
12-DC-GA10		-- <b>Compartment Finish: Diamond Plate Standard</b>	1	0.00	0.00

PART NO	S	DESCRIPTION	QTY	EACH	EXTENDED
02-B0-CC12		-- <b>Compartment Ventilation - Compartment Ceiling O O O O</b> <b>MTB NOTE: hat channel with three (4") holes above the hat at the ceiling level.</b>	1	0.00	0.00
02-B0-CC16		-- <b>Compartment Door Ventilation - small punched half-moon</b> <b>Louvered Door</b>	1	0.00	0.00
02-B0-SWFL		-- <b>Compt Floor: Sweep-out, even with bottom door jamb.</b>	1	0.00	0.00
02-B0-CC41		-- <b>Compartment floor thickness .125" standard</b>	1	0.00	0.00
02-BC-10A5		-- <b>Compartment Door: SINGLE DOOR, Forward hinged 2-point Latch</b>	1	0.00	0.00
02-B0-09B0		-- <b>Compt Door Check: Double Action Gas Shock</b>	1	0.00	0.00
04-EA-09B1		-- <b>Door Swing Angle: Set to 90-100 degrees</b>	1	0.00	0.00
04-TS-11B0	S	-- <b>(2) shelves Adjustable, Ext: .125 smooth Aluminum, 2" Upward Lips</b>	2	168.00	336.00
04-TS-4010		-- <b>Shelf Bracket: 90 Deg with Slotted Holes</b>	2	0.00	0.00
05-EL-40N3		-- <b>Light, Compt, LED, M-3 (LR): Intertek Model No ZY-156-LEDC, STD</b> MTB Note: 1" Hole, Centered in Compartment ceiling	1	0.00	0.00
02-B1-M567		-- <b>M-5 Compt (RR): 72 HR, 79.8" H x 21.6" W x 21" D</b>	1	0.00	0.00
02-B0-CC02		-- <b>Compartment Construction: STANDARD Diamond Plate</b> Sides and Back: .100 Polished Aluminum Diamond Plate Compartment Ceiling: .090 Aluminum Sheet	1	0.00	0.00
02-B0-CC08		-- <b>Compartment Door Panel: Diamond Plate</b>	1	0.00	0.00
12-DC-GA10		-- <b>Compartment Finish: Diamond Plate Standard</b>	1	0.00	0.00
02-B0-CC12		-- <b>Compartment Ventilation - Compartment Ceiling O O O O</b> MTB NOTE: hat channel with three (4") holes above the hat at the ceiling level.	1	0.00	0.00
02-B0-CC16		-- <b>Compartment Door Ventilation - small punched half-moon</b> <b>Louvered Door</b>	1	0.00	0.00
02-B0-SWFL		-- <b>Compt Floor: Sweep-out, even with bottom door jamb.</b>	1	0.00	0.00
02-B0-CC41		-- <b>Compartment floor thickness .125" standard</b>	1	0.00	0.00
02-BC-10A5		-- <b>Compartment Door: SINGLE DOOR, Forward hinged 2-point Latch</b>	1	0.00	0.00
02-B0-09B0		-- <b>Compt Door Check: Double Action Gas Shock</b>	1	0.00	0.00
04-EA-09B1		-- <b>Door Swing Angle: Set to 90-100 degrees</b>	1	0.00	0.00
04-TS-19M5		-- <b>M-5 Divider, Adj, (1) 14x60 H, Option #4</b>	1	0.00	0.00
04-TS-1001		-- <b>Divider Material: .125 Smooth Aluminum Sheet</b>	1	0.00	0.00
04-TS-STR1		-- <b>Strap: 2" Webb Seatbelt buckle chrome footman loops -Custom</b> <b>Length ILOS</b>	1	21.00	21.00
04-TS-STR2		-- <b>2" Footman Loops: Locate back from jamb</b>	1	0.00	0.00
04-TS-STR1		-- <b>Strap: 2" Webb Seatbelt buckle chrome footman loops -Custom</b> <b>Length ILOS</b>	1	21.00	21.00
04-TS-STR2		-- <b>2" Footman Loops: Locate back from jamb</b>	1	0.00	0.00
05-EL-40M5		-- <b>Light, Compt, M-5 (RR): 4" Flush, T/L No 40003</b> MTB Note : 4 1/2" Light hole required, when Full Height compartment	1	0.00	0.00
02-B1-M600		-- <b>Delete M-6 Compartment</b>	1	-295.00	-295.00
02-B1-M763		-- <b>M-7 Compt (RF): 72 HR, 46.6" H x 25.25" W, I/O to ALS</b>	1	0.00	0.00
02-BC-10A0		-- <b>Compartment Door: SINGLE DOOR, 1-point Latch</b>	1	0.00	0.00
02-B0-09B0		-- <b>Compt Door Check: Double Action Gas Shock</b>	1	0.00	0.00
04-EA-09B1		-- <b>Door Swing Angle: Set to 90-100 degrees</b>	1	0.00	0.00
05-EL-40M7		-- <b>Light, Compt, M-7 (RF): NONE</b>	1	0.00	0.00
02-B1-M860		-- <b>M-8 Drawer (RF): Batt, 164, 12.1" H x 25.25" W x 21.0" D</b>	1	0.00	0.00
02-B0-CC00		-- <b>Battery Drawer compartment Construction: STANDARD Diamond Plate</b> Sides and Back: .100 Polished Aluminum Diamond Plate Compartment Bottom: .125 Aluminum Sheet Compartment Ceiling: .090 Aluminum Sheet	1	0.00	0.00
02-B0-CC09		-- <b>Compartment Door Panel: Smooth Aluminum</b>	1	0.00	0.00
12-DC-GA10		-- <b>Compartment Finish: Diamond Plate Standard</b>	1	0.00	0.00
02-BC-10E0		-- <b>Drawer Front: 2-point latch</b>	1	0.00	0.00
05-ZZ-ZZZZ		--	1	0.00	0.00
02-B1-RA02		-- <b>Rear Access Doors: 46 3/4" Wide x 60 5/8" High</b> <b>WELDING - CELL 1</b>	1	0.00	0.00
04-AS-06A1		<b>Fuel Fill: CPI Housing with Drain 53 FGT0053-1-238</b>	1	0.00	0.00
04-BP-F364		<b>BODY PROTECTION AND TRIM PACKAGE: E-Series 154 &amp; 164</b>	1	0.00	0.00
04-BW-ABY		-- <b>Bumper, Rear: X-Series Type 3 95" Wide w/ Embossed D/P Pontoon</b> <b>Covers ILOS</b> <b>X-Series Design. MTB; Delete std bumper.</b> <b>SALES&lt; Pick Kick plate 04-BW-DP2F to go with this bumper choice.</b>	1	1285.00	1285.00

PART NO	S	DESCRIPTION	QTY	EACH	EXTENDED
04-BW-FLIW		-- Step, Center:2" x 9" Bar Grate, flip-up, recessed Standard with X series,> AEV builds MTB delete flip up step.	1	0.00	0.00
04-EA-1306		-- Dock Bumpers: Rubber D-Shape, 4" H x 18" W x 4" Thick X-series	1	0.00	0.00
04-BW-AF19		-- Fenders, Rear: Polished Aluminum	1	0.00	0.00
04-BW-DPY		-- Skirt Rails: Polished D/P, w/ 12-inch Lights, X-series type (non-X ILOS)  Delete FROM MTB, AEV to build	1	1484.00	1484.00
05-EL-SKXB		-- Skirt rail Lights, Front Pair 12" LED (1) Each side, forward position, in front skirt rail	1	0.00	0.00
05-EL-SKV0		-- (2) Skirt rail LED Strip Lights, Red/White 12" X-series NOTE: Mount Red On TOP and Clear on Bottom	1	0.00	0.00
05-EL-SKXC		-- Skirt rail Lights, Middle Pair 12" LED (1) Each side, rear position, in front skirt rail	1	0.00	0.00
05-EL-SKV0		-- (2) Skirt rail LED Strip Lights, Red/White 12" X-series NOTE: Mount Red On TOP and Clear on Bottom	1	0.00	0.00
05-EL-SKXD		-- Skirt rail Lights, Rear Pair 12"-LED (1) Each side, in rear skirt rail	1	0.00	0.00
05-EL-SKV0		-- (2) Skirt rail LED Strip Lights, Red/White 12" X-series NOTE: Mount Red On TOP and Clear on Bottom	1	0.00	0.00
05-EL-SKZ1		-- Skirt rail Lights Switched: Separate Switch in the Cab console	1	0.00	0.00
05-EL-SLHX		-- LED Ground Lights: (6) Kinequip White 12" -LED lights, In Skirt rails	1	0.00	0.00
05-EL-SLGY		x  -- LED Ground Lights Switched: The underbody lights work off a switch in the console or with any entry or compartment door.	1	0.00	0.00
04-BW-DP0		-- Corner Caps: 17.3" High, Alum Diamond Plate	1	0.00	0.00
04-BW-DP03		-- Front Stone Guards: 17.3" High, Alum Diamond Plate If there is a body drop, add the appropriate height to Stone Guards.	1	0.00	0.00
04-BW-DP2		-- Rear Kick Plate: Aluminum D/P, Non-Embossed Recessed, X-Series TYPE 3 ILOS MTB delete rear kickplate	1	645.00	645.00
04-EA-2504		-- Rear Recovery Eyes: (2) Cast Iron 2 9/16" center eye Black 1-3/16" ID center eye	1	341.00	341.00
04-EA-2501		-- Eye Access Holes: (2) 5 inch Dia....., Align w/ eyes	1	0.00	0.00
04-BW-TA03		-- Recessed Tag Area: Polished Aluminum Diamond Plate	1	0.00	0.00
04-BW-TA04		-- Location: Centered in the kick plate	1	0.00	0.00
05-EL-44TN		-- Tag Light: Kinequip LED #132703C	1	0.00	0.00
05-EL-44XM		-- Rear Flip up Step Lights, (2), Kinequip LED Strip light #KFL-SLC8 IATS Mounted above rear bumper flip up step, in kick-plate recess	1	120.00	120.00
04-EA-14AA		-- Run Boards, Diamond Plate w/ full Grip strut edge W (2) 12" Warn/ Ground E Seri	1	931.00	931.00
04-EA-1122		-- Mud Flaps Front: Modular, Rubber with AEV/Rev Logo std	1	0.00	0.00
04-EA-1132		-- Mud Flaps Rear: Modular, Rubber AEV LOGO	1	0.00	0.00
05-EL-SKV6		-- (2) Skirt rail LED Strip Lights, Red/White 12" IATS NOTE: Mount Red On TOP and Clear on Bottom	2	312.00	624.00
05-EL-SLJB	S	-- LED Ground Lights: (2) Kinequip White 12" -LED lights, IATS	2	200.00	400.00
05-EL-SLGY		-- LED Ground Lights Switched: The underbody lights work off a switch in the console or with any entry or compartment door.	2	0.00	0.00
04-EA-09A0		(2) Rear Door Hold Opens: Grabber Style, 1 on each door	1	0.00	0.00
EXTERIOR LIGHTING / HEAT/AC / INSULATION - CELL 2					

PART NO	S	DESCRIPTION	QTY	EACH	EXTENDED
05-EL-1800	S	<b>CORNER CAP LED ICC/WARNING LIGHTS</b>	1	0.00	0.00
05-EL-18F0		-- Front Corner Cap LED ICC/Warning Lights: Warnings RED/WHITE	1	0.00	0.00
05-EL-18F1		-- <b>Front Center ICC Lts: (3) AMBER Kinequip LED No 112401A,</b> Switch w/ Headlights.	1	0.00	0.00
05-EL-18FH		-- Front ICC Lts Guards: NONE	1	0.00	0.00
05-EL-18R5		-- Rear Corner Cap LED ICC/Warning Lights: Warnings RED/AMBER	1	0.00	0.00
05-EL-18R1		-- <b>Rear Center ICC Lts: (3) RED Kinequip LED No 112401R</b> Switch w/ Headlights	1	0.00	0.00
05-EL-18RH		-- Rear ICC Lts Guards: NONE	1	0.00	0.00
06-SW-CC0		-- ICC Warning Lights Switched: Primary Only	1	0.00	0.00
05-EL-2502		<b>LED Lights, Patient on Board, Exterior</b>	1	0.00	0.00
05-EL-252B	S	-- <b>Red/White LED POB Light, Each</b>	1	56.00	56.00
<b>Trailing of M2 door exterior</b>					
05-EL-2564		-- <b>Lights Switched with Entry Door Switch</b>	1	0.00	0.00
05-EL-2504		<b>LED Lights, Door Panel Warning, Interior</b>	1	0.00	0.00
05-EL-252B	S	-- <b>Red/White LED POB Light, Each</b>	8	56.00	448.00
<b>- On entry door panels interior door On each interior compartment door</b>					
05-EL-2564		-- <b>Lights Switched with Entry Door Switch</b>	1	0.00	0.00
05-EL-2568		-- <b>Over ride switch, spring loaded, in Action Area</b> Entry Doors Only	1	58.00	58.00
05-EL-2310		<b>Tail Lights, Whelen LED Combinations , ILOS,</b>	1	0.00	0.00
05-EL-19MO		-- <b>Side Marker Lights: (2) RED Kinequip LED No 112401RD ILOS</b> Switch w/ Headlights.	1	0.00	0.00
05-EL-2414		-- <b>Whelen M6 Series, Tail Lights</b>	1	0.00	0.00
05-EL-2420		-- <b>Stop/Tail, Whelen M6 Series, LED, Pair RED LED/ RED LENS</b>	1	69.00	69.00
05-EL-2426		-- <b>Turn, Whelen M6 Series, LED, Pair Amber LED, Amber LENS</b>	1	62.00	62.00
05-EL-2432		-- <b>Back up, Whelen M6 Series, LED, Pair</b>	1	154.00	154.00
05-PH-LF24		-- <b>M6 Series Flange, Chrome Plated, Std: Three Pair</b>	1	0.00	0.00
05-EL-4315		Third Brake light, With Back-up Camera combo, see option 06-EC-3013	1	0.00	0.00
05-ZZ-ZZZZ		--	1	0.00	0.00
05-EL-4584		<b>SCENE/FLOOD LIGHTS (LED-M9 Series)</b>	1	0.00	0.00
05-EL-45L4		-- <b>Left Scene Lights: (2) LED-M9ZC Chrome Flange Whelen</b> Chrome Flange provided with purchase of Light.	1	659.00	659.00
05-EL-0224		-- <b>Flanges: Above M9 Scene lights, Incorporated into lights</b>	1	0.00	0.00
06-EL-18LF		-- <b>Left Flood Activate: Left Flood Switch</b>	1	0.00	0.00
05-EL-45T4		-- <b>Right Scene Lights: (2) LED-M9ZC, Chrome flange Whelen</b> Chrome Flange provided with purchase of Light.	1	659.00	659.00
05-EL-0224		-- <b>Flanges: Above M9 Scene lights, Incorporated into lights</b>	1	0.00	0.00
06-EL-18RT		-- <b>Right Flood Activate: Right Flood Switch and open CSE Door</b>	1	0.00	0.00
05-EL-46R4		-- <b>Rear Load Lights: (2) LED-M9ZC, Chrome flange Whelen</b> Chrome Flange provided with purchase of Light.	1	659.00	659.00
05-EL-0224		-- <b>Flanges: Above M9 Scene lights, Incorporated into lights</b>	1	0.00	0.00
06-EL-18RE		-- <b>Activate: Rear Flood Switch, Reverse and Lead RA Door</b>	1	0.00	0.00
06-EL-1800		-- <b>Add Activation: Rearward Left and Right scene lights. come on w/ Reverse</b>	1	55.00	55.00
<b>S HEAT AND A/C</b>					
05-HA-140A		-- <b>HVAC Kinequip Ducted in Ceiling (AC Heat Unit) - Vert. E450 std</b> Mounted Behind the Attendant Seat Base	1	0.00	0.00
05-HA-0400		-- <b>Water Pump: Additional - Required</b> This pump shall be installed in-line and shall come on with the heat switch position.	1	244.00	244.00

PART NO	S	DESCRIPTION	QTY	EACH	EXTENDED
05-HA-1101		-- Condensation Drain Pan: Internal ABS	1	0.00	0.00
05-HA-1403		-- AC Hoses: Pre-charged, GoodYear Galaxy	1	0.00	0.00
05-HA-1404		-- Heater Hoses: EPDM - Nomex Rubber (per Ford QVM)	1	0.00	0.00
05-HA-14A0		-- Side Plenum Grille, Return Air: Stamped Powder Coated Steel	1	0.00	0.00
05-HA-14B1		-- Filter, Washable Carbon Pre-Filter	1	0.00	0.00
05-HA-14C0		-- AC COMPRESSOR: Tee into OEM	1	0.00	0.00
05-HA-15A0		-- Ducted AC Delivery: insulated & foil wrapped, 10 registers	1	0.00	0.00
10-HA-0304		-- Thermostat, Rear A/C, Digital, Class 1 LX-1, Includes Front Also	1	0.00	0.00
		Thermostat located in A/A			
05-HA-2005		-- Patient Ventilation System: 4 inch Power Intake, 4 inch Power Exhaust STD	1	0.00	0.00
05-HZ-ZZZZ			1	0.00	0.00
		<b>CEILING PANELS: ACM Gloss White</b>			
05-IL-01C3		-- Dome Lts, Code 3 Vital Vio 9" (4) Curbside (4) Streetside Nine inch diameter, 750 lumens each AMD, KKK-A-1822F compliant. Satin aluminum trim ring, diffused white lens. Must use all 8 lights for best beneficial effect.	1	1401.00	1401.00
06-EC-0900		-- Timer, Spring wound Constant Hot, Check out, 15 Minute Located on curbside wall at head of squad bench.	1	112.00	112.00
06-EC-09P1		-- Timer to Power: Street side DOMES, High intensity	1	0.00	0.00
09-MH-0761		-- IV Hook No 1: Austin Hardware IV 3113 Dual (Recessed Mount), ILOS	1	56.00	56.00
09-MH-08P0		-- LOCATION: OH chest area, primary patient on COT	1	0.00	0.00
09-MH-0762		-- IV Hook No 2: Austin Hardware IV 3113 Dual (Recessed Mount), ILOS	1	56.00	56.00
09-MH-08P4		-- LOCATION: Over Knee/Waist area, secondary patient on S/B	1	0.00	0.00
09-MH-2AC6		-- Recessed C/S Grab Rail, ceiling: 1.25 Dia..... 3 pt, 72 in, Yellow <b>Antimicrobia</b> Grab Rail will be recessed in a ABS pan.	1	0.00	0.00
09-MH-2AS2		-- Streetside Non-Recess Grab Rail, 1.25 Dia..... x 72", 3 point, Yellow Mount in standard location on the street side of the center pad in ceiling.	1	190.00	190.00
		<b>Insulation PKG: Body Std.</b>			
05-IN-1STD		-- Insulation: Circumferential PKG, Single Layer Reflective w/ Air cell core	1	0.00	0.00
05-IN-3STE		-- Insulation: Entry Door, Reflective w/ Air cell core	1	0.00	0.00
05-IN-4ST9		-- Insulation Sound Deadening: Generation 10 Floor	1	0.00	0.00
05-LB-6240		-- Front of Module M Series LED System - 92" and wider	1	0.00	0.00
05-LB-6615		-- Whelen M9, (2) Lights Color A, (2) Lights color B IATS	1	0.00	0.00
05-LB-6900		-- Alternative Lightbar Switching, Prim/Sec	1	0.00	0.00
05-PM-LT03		-- Light: Whelen M9, LED, WHITE LED/CLEAR Lens, Programmable iats	2	333.00	666.00
05-PH-LF10		-- M9 Series Flange, Chrome Plated, Std. Each	2	0.00	0.00
05-PM-LT05		-- Light: Whelen M9, LED, RED LED/CLEAR Lens, Programmable iats	2	333.00	666.00
05-PH-LF10		-- M9 Series Flange, Chrome Plated, Std. Each	2	0.00	0.00
05-SY-LTME		<b>WHELEN M- SERIES LED WARNING LT SYSTEM - E-series LTD</b>	1	0.00	0.00
05-FS-0707		-- Flasher: Vanner 9860GCPE ILOS Set lights to steady burn to flash off flasher.	1	22.00	22.00
05-FS-10P2		-- Flash Pattern: KKK-A-1822	1	0.00	0.00
05-FS-1150		-- Vanner 9860 Flash pattern Alternate Flash	1	0.00	0.00
06-SW-PS01		-- Warning Light SWITCH: center console, Primary / Secondary	1	0.00	0.00
05-PH-LSX9		-- Mirror Lights: NONE	1	0.00	0.00
05-PH-LT06		-- (2) Grille Lights: Whelen TIRLIN3, LED, Chrome Hsg	1	0.00	0.00
05-PH-LT0A		-- Lights: (2) Whelen TIRLIN3, RED LED, Chrome Hsg	1	0.00	0.00
05-PM-LE50		-- (2) Intersection Lights: Whelen M7 Series, LED	1	0.00	0.00
05-PM-LN14		-- Flanges, Chrome : Intersection M7	1	0.00	0.00
05-PM-LR25		-- LED M7 Red - Pair	1	0.00	0.00
05-PM-LRA		-- Light, Whelen LED M7 Red LED/Clear Lens - Programmable each ILOS	2	161.00	322.00
05-PM-LF70		-- (1) Center Front Body Light: Whelen M9 Series, LED	1	0.00	0.00
05-PH-LF10		-- M9 Series Flange, Chrome Plated, Std. Each	1	0.00	0.00
05-PM-LRK1		-- Light: Whelen M9, LED, WHITE LED/CLEAR Lens, Programmable ea ilos	1	350.00	350.00

PART NO	S	DESCRIPTION	QTY	EACH	EXTENDED
05-PM-LG70		-- (2) Outer Front Body Lights: Whelen M9 Series, LED	1	0.00	0.00
05-PH-LF12		-- M9 Series Flange Chrome Plated, Std: Pair	1	0.00	0.00
05-PM-LRK3		-- Light: Whelen M9, LED, RED LED/CLEAR Lens, Programmable	2	350.00	700.00
		ILOS			
05-PM-LH70		-- (4) Upper Side Body Lights: Whelen M9 Series, LED	1	0.00	0.00
05-PH-LF14		-- M9 Series Flange, Chrome Plated, Std: Two Pair	1	0.00	0.00
05-PM-LRK3		-- Light: Whelen M9, LED, RED LED/CLEAR Lens, Programmable	4	350.00	1400.00
		ILOS			
05-PM-LI50		-- (2) Rear Intersection Lights: Whelen M7 Series, LED	1	82.00	82.00
05-PH-LF22		-- M7 Series Flange, Chrome Plated, Std: Each	2	0.00	0.00
05-PM-LR24		-- LED M7 Red - Pair	1	0.00	0.00
05-PM-LRA3		-- Light, Whelen LED M7 Red LED/Clear Lens - Programmable ILOS	2	161.00	322.00
05-PM-LJ70		-- (2) Outer Rear Body Lights: Whelen M9 Series, LED	1	0.00	0.00
05-PH-LF12		-- M9 Series Flange Chrome Plated, Std: Pair	1	0.00	0.00
05-PM-LRK3		-- Light: Whelen M9, LED, RED LED/CLEAR Lens, Programmable	2	350.00	700.00
		ILOS			
05-PM-LK70		-- (2) Additional Rear Body Lights: Whelen M9 Series, LED	1	0.00	0.00
05-PH-LT6B		-- Location: REAR, (1) aligned w/ EACH upper window in RA doors.	1	0.00	0.00
05-PM-LT05		-- Light: Whelen M9, LED, RED LED/CLEAR Lens, Programmable iats	2	333.00	666.00
05-PH-LF10		-- M9 Series Flange, Chrome Plated, Std. Each	2	0.00	0.00
05-PM-LL30		-- (1) Center Rear Body Light: Whelen M6 Series, LED ILOS	1	0.00	0.00
05-PH-LF20		-- M6 Series Flange, Chrome Plated, Std: Each	1	0.00	0.00
05-PM-LQ06		-- LED M6 Amber - Each	1	0.00	0.00
05-PM-LRG		-- Light: Whelen M6, LED, AMBER LED/CLEAR Lens, Flash, ILOS	1	193.00	193.00
05-PN-KPM		-- Additional Kick Plate Lts, On Rear : NONE	1	0.00	0.00
05-PZ-09B4		-- LED Program Switch : NONE	1	0.00	0.00
		ELECTRICAL - CELL 3			
05-IL-12ML		-- Cab Ovhd Lights: Pair, Kinequip 4409, 4" Red/White LED	1	161.00	161.00
11-ZZ-090D		-- CAAS GVS 3.0 Exception C.8.5.5 Lack of Automatic Anti-Theft device for Idling By declining to select an appropriate anti-theft device for this chassis, The Agency is non-compliant to CAAS GVS 2.0 for the likely event of required idling of the chassis while unattended.	1	0.00	0.00
06-00-IN00		Under Cab Flooring Insulation: NONE	1	0.00	0.00
06-AM-SAH		-- AEV Traumahawk Telematics Declined, Not required	1	-1300.00	-1300.00
06-BA-3F21		Batteries: 2 - Battery System - E-series Gas Only	1	0.00	0.00
06-BA-3FD2		-- Battery Make: (2) Motorcraft-OEM	1	0.00	0.00
06-BA-3FM1		-- Batt Loc: (T3) (1) Underhood, Remainder Batt M-8	1	0.00	0.00
06-BA-Q630		-- Battery Switch: Cole Hersee 2484-16 Paddle, T3 Driver seat base Cole Hersee Paddle style battery switch powers up and shuts down the CONVERSION only! Chassis related circuits shall remain wired in the OEM configuration per Ford QVM Bulletin No 63. LOCATION: Side of drivers' seat base. With Face Plate LABEL	1	0.00	0.00
06-BA-3FW4		-- Batteries Wired: Parallel for higher amperage	1	0.00	0.00
06-EB-13M1		Cabinet Interior Lights: None	1	0.00	0.00
06-EC-0564		POWER Door Locks: Module Doors - Full Mod	1	0.00	0.00
06-EC-0505		-- Door Locks, Tied into OEM System Select chassis Module power locks are tied to the Chassis power lock system	1	83.00	83.00
06-EC-0512		-- OEM Key Fob: Included w/Chassis Unlock Mod Doors Must also operate the Module Power Door Locks Optioned.	1	0.00	0.00

PART NO	S	DESCRIPTION	QTY	EACH	EXTENDED
06-EC-05C9		-- Door Lock Switches : Integrated in Interior Entry door Handles	1	0.00	0.00
06-EC-05K0		-- ONLY the following doors shall have power door locks:	1	0.00	0.00
06-EC-05M6		-- Electric Door Lock: Rear Access Doors	1	129.00	129.00
06-EC-05N0		-- Electric Door Lock: Curbside Access Door	1	129.00	129.00
06-EC-2800		-- Door Unlock Switch, Momentary, Exterior, hidden	1	60.00	60.00
		NOTE: Installation of Remote Door Lock Switch feature may increase likelihood of unauthorized entry into vehicle. By checking this option, purchaser further agrees to hold REV or chassis manufacturer harmless for any loss of vehicle or contents caused by unlawful access.			
06-EC-0802		-- Location: Front Grille/Bumper Area	1	0.00	0.00
06-EC-300K		-- Credit for Default combo brake light /Camera Pkg Pick a Different item E Series	1	-438.00	-438.00
06-EC-SP91	XS	-- LX1 Main Switch Panel Special Ultra View UV800 PCAp with 10 button lighted ILOS Install PANL-UV800 1 (610-00060-080-ST ) 7 inch full color display, . Fulll touch-screen readable through gloves and mist. Sunlight readable, IP67 sealed. MOUNTED IN CONSOLE INSTEAD OF ABOVE BRACKET	1	179.00	179.00
06-EC-SPA8		-- In Cab Console	1	0.00	0.00
06-EC-CBZ1	XS	Circuit Board, 12 V: Multiplex LX1 E3/450, ILOS Includes the Following Items, please add to order: All the following need to be added as usual: Rear Digital Thermostat/Control for A/C, includes front also Door Open 15, minute check out timer for _____ Oxygen Contents Gauge front and back	1	8422.00	8422.00
06-EC-1304		-- Voltage Monitor, LX-1, w/ Warning Light	1	0.00	0.00
06-EC-2215		-- LX-1 Standard Module door Open Alarm and Icon on Front Display	1	0.00	0.00
06-EC-3013		-- 3rd Brake Light with back-up camera VCAHD140LB, White,Mirror Monitor CHECK THAT NO OTHER CAMERAS ARE SELECTED	1	0.00	0.00
06-EC-31F0	S	-- Back Up Camera: INCLUDED IN THE THIRD BRAKE LIGHT	1	0.00	0.00
11-ZZ-091C		-- Exception to C-10.5.1 for required backup camera and monitor system Customer has chosen to take exception to C-10.5.1 by not having a backup camera installed on this vehicle.	1	0.00	0.00
06-EC-31H5		-- Patient Area Camera: Bracket Mount (Ext Style)-Adjustable White ASA Built in microphone	1	425.00	425.00
06-EC-31G0		-- Camera Color: White	1	0.00	0.00
06-EC-31I2		-- Camera Mounted Toward: Rear (Faces Forward)	1	0.00	0.00
06-EC-CB07		-- Circuit Protection, 12 V: FET - Auto-reset	1	0.00	0.00
06-EC-SP91	XS	-- LX1 Main Switch Panel Special Ultra View UV800 PCAp with 10 button lighted ILOS Install PANL-UV800 1 (610-00060-080-ST ) 7 inch full color display, . Fulll touch-screen readable through gloves and mist. Sunlight readable, IP67 sealed.	1	179.00	179.00
06-EC-SPA8	S	-- IN REAR NEAR ACTION AREA	1	0.00	0.00
06-EC-SPZ0		-- Patient Area LX1 Panel:	1	0.00	0.00
06-EC-SP70		-- Patient area switch panel mounted :flat to action wall std	1	0.00	0.00
06-FS-1106		-- Sequencer, LX1, with load manager,	1	0.00	0.00
06-RR-F301		-- CONSOLE, Engine Cover: 2-level Roto-molded ABS E series - 25-lbs.	1	0.00	0.00
06-RR-2310	S	-- SWITCH PANEL: LX1 UV800	1	0.00	0.00
06-MC-0810	S	-- Smart Volt Meter: (1) Digital thru LX1	1	0.00	0.00
06-RR-23A1		-- Engraved LOGO: AEV TraumaHawk	1	0.00	0.00
06-RR-F311		-- Fasteners: Black finish screws into engine cover	1	0.00	0.00
07-RR-0201		-- Add-on Console: E/G-series console, 24" long model w 10" cab ext no sliding door	1	227.00	227.00
07-RR-02A0		-- Drink Holder: (2) In Add-on Console, Big Gulp Size	2	78.00	156.00
07-RR-02A5		-- Drink Holder Location: Front	2	0.00	0.00
07-RR-02E0		-- Note Book Slot: Single - Full width by 4" wide	1	66.00	66.00
07-RR-02F3		-- Double removable Lexan Divider(s)	1	58.00	58.00
07-RR-2301		-- Customer Radio: Space for Customer installed Radio Heads	1	0.00	0.00
07-RR-2354		-- Glove Storage: (3) Glove Box Storage Across Rear of add on console	1	80.00	80.00

PART NO	S	DESCRIPTION	QTY	EACH	EXTENDED
<b>07-RR-24A0</b>		<b> -- Console Finish: Black, Textured "Easy Grip"</b>	<b>1</b>	<b>0.00</b>	<b>0.00</b>
06-EC-4300		Back-up Alarm: Standard 102 DB	1	0.00	0.00
06-EC-GR01		Ground Straps, Module to Frame: (Qty 4) Braided	1	0.00	0.00
06-IG-0001		INVERTER : NONE NO Pre-wire.	1	0.00	0.00
06-EC-0040		-- Battery Charger, IOTA, 15A (KKK-F Requirement)	1	0.00	0.00
06-EC-03AH		-- Portable Equip Charging Circuits: 10 A, Pos and Neg	1	0.00	0.00
06-EC-03AA		-- PREWIRE LOCATION: (1)Cab Console, (1) Behind A/A	1	0.00	0.00
06-EC-03C8		-- Portable Equip Pwr Source: Ignition and/or Converter	1	0.00	0.00
06-EC-1998		-- Converter: 15A IOTA, 125 VAC to 15A @ 12 VDC	1	0.00	0.00
06-EC-1414		-- Location: M-2 Compartment	1	0.00	0.00
06-EC-21A2		-- Converter to power: Equipment Pre-wire Only	1	0.00	0.00
<b>COMMUNICATION RADIO(S) RELATED</b>					
<b>RADIO POWER</b>					
06-EC-03A0		-- Radio Power No 1: 30 A, Pos and Neg, 10 awg Wires	1	0.00	0.00
06-EC-03B0		-- Radio Power Source: Battery Switch Hot	1	0.00	0.00
06-EC-03G0		-- LOCATION: Behind Passenger's Seat	1	0.00	0.00
06-EC-03A2		-- Radio Power No 2: 30 A, Pos and Neg, 10 awg Wires	1	0.00	0.00
06-EC-03B0		-- Radio Power Source: Battery Switch Hot	1	0.00	0.00
<b>06-EC-03D0</b>		<b> -- LOCATION: Behind Passenger's Seat</b>	<b>1</b>	<b>0.00</b>	<b>0.00</b>
<b>06-EC-03A3</b>		<b> -- Radio Power No 3: 30 A, Pos and Neg, 10 awg Wires</b>	<b>1</b>	<b>42.00</b>	<b>42.00</b>
<b>06-EC-03B0</b>		<b> -- Radio Power Source: Battery Switch Hot</b>	<b>1</b>	<b>0.00</b>	<b>0.00</b>
<b>06-EC-03E0</b>		<b> -- LOCATION: Behind Action Area Board</b>	<b>1</b>	<b>0.00</b>	<b>0.00</b>
<b>ANTENNA LEADS</b>					
<b>06-RR-1710</b>		<b> -- Antenna Base w/ Coaxial Cable: KE794 #1</b> MOUN-KE794	<b>1</b>	<b>56.00</b>	<b>56.00</b>
<b>06-RR-01P0</b>		<b> -- Port Plate: None - Access thru center upholstery panel</b>	<b>1</b>	<b>0.00</b>	<b>0.00</b>
<b>06-RR-1760</b>	<b>S</b>	<b> -- Roof Location: Cab Port No 1</b> <b>MOUN-K794</b> <b>Line up with edge of curbside entry door, centered side to side as near as possible.</b>	<b>1</b>	<b>0.00</b>	<b>0.00</b>
<b>06-RR-1774</b>		<b> -- Termination Point: Behind A/A Board</b> MOUN-K794	<b>1</b>	<b>0.00</b>	<b>0.00</b>
<b>06-RR-1712</b>		<b> -- Antenna Base w/ Coaxial Cable: KE794 #2</b> MOUN-KE794	<b>1</b>	<b>56.00</b>	<b>56.00</b>
<b>06-RR-01O2</b>	<b>S</b>	<b> -- ORIENTATION POINT: Cab Port No 2</b> <b>Roof Port No 2 is located approximately 24 inches back rearward of roof port #1.</b>	<b>1</b>	<b>0.00</b>	<b>0.00</b>
<b>06-RR-01P0</b>		<b> -- Port Plate: None - Access thru center upholstery panel</b>	<b>1</b>	<b>0.00</b>	<b>0.00</b>
<b>06-RR-1772</b>		<b> -- Termination Point: Inside Center Console</b> MOUN-K794	<b>1</b>	<b>0.00</b>	<b>0.00</b>
<b>06-RR-1714</b>		<b> -- Antenna Base w/ Coaxial Cable: KE794 #3</b> MOUN-KE794	<b>1</b>	<b>56.00</b>	<b>56.00</b>
<b>06-RR-01O3</b>	<b>S</b>	<b> -- ORIENTATION POINT: Cab Port No 3</b> Roof Port No 3 is located approximately 24 inches back rearward of roof port #2.	<b>1</b>	<b>0.00</b>	<b>0.00</b>
<b>06-RR-01P0</b>		<b> -- Port Plate: None - Access thru center upholstery panel</b>	<b>1</b>	<b>0.00</b>	<b>0.00</b>
<b>06-RR-1770</b>		<b> -- Termination Point: Behind Passenger Seat</b> MOUN-K794	<b>1</b>	<b>0.00</b>	<b>0.00</b>

PART NO	S	DESCRIPTION	QTY	EACH	EXTENDED
06-RR-1716		-- Antenna Base w/ Coaxial Cable: KE794 #4 MOUN-KE794	1	56.00	56.00
06-RR-0104	S	-- ORIENTATION POINT: Cab Port No 4 Roof Port No 4 is located approximately 24 inches back rearward of roof port #3.	1	0.00	0.00
06-RR-01P0		-- Port Plate: None - Access thru center upholstery panel	1	0.00	0.00
06-RR-1770		-- Termination Point: Behind Passenger Seat MOUN-K794	1	0.00	0.00
06-SO-0000		125 V SHORE LINE AND OUTLETS	1	0.00	0.00
06-SO-0500		-- Shore Line Inlet: 20 A Super Auto Eject, ILOS >> Access plate either interior or exterior mounting plate required <<	1	415.00	415.00
06-SO-00L1		-- Inlet location: Aft of Left Front compartment	1	0.00	0.00
06-SO-0801		-- Indicator Light, Shore line: Weather proof, power by SL, Green Indicator light located above shore line inlet.	1	94.00	94.00
06-SO-1005		-- Cover, Yellow, Shore Line Inlet : 20 A Super Auto Eject, STD	1	0.00	0.00
06-SO-10TT		-- Inpower Timer: VCM-05-01SF, Installed NOTE: This allows the auto eject to be wired to the ignition switch In lieu of splicing into the OEM starter circuit and is required any this vehicle	1	81.00	81.00
06-ZZ-ZZZZ		--	1	0.00	0.00
06-SO-1400		-- **125 Volt OUTLETS**	1	0.00	0.00
06-SO-1401		-- 125 VAC Outlet, No 1: 15A, Hospital Grade, IVORY All 125 VAC outlets shall be back lighted when power is applied to the outlet.	1	0.00	0.00
06-SO-14L1		-- LOCATION: Action Area, standard location	1	0.00	0.00
06-SO-14O2		-- Outlet mounting ORIENTATION: Vertical	1	0.00	0.00
06-SO-1402		-- 125 VAC Outlet, No 2: 15A, Hospital Grade, IVORY	1	0.00	0.00
06-SO-14L3		-- LOCATION: RF ALS, (See Drawing)	1	0.00	0.00
06-SO-14O2		-- Outlet mounting ORIENTATION: Vertical	1	0.00	0.00
06-SO-1403		-- 125 VAC Outlet, No 3: 15A, Hospital Grade, IVORY	1	108.00	108.00
06-SO-14L9		-- LOCATION: In Cab Console	1	0.00	0.00
06-SO-14O2		-- Outlet mounting ORIENTATION: Vertical	1	0.00	0.00
06-SO-1100		**INTERIOR 12 Volt OUTLETS**	1	0.00	0.00
06-SO-1101		-- 12 V Outlet, No 1: Power Point Double Outlet- Wire thru Med Isolator	1	0.00	0.00
06-SO-11L1		-- LOCATION: Action Area, standard location	1	0.00	0.00
06-SO-14O2		-- Outlet mounting ORIENTATION: Vertical	1	0.00	0.00
06-SO-1912		-- Power Source: Medical Isolator , Battery (CONSTANT) Hot	1	0.00	0.00
06-SO-1103		-- 12 V Outlet, No 3: Power Point - Single -Wire thru Med Isolator	1	58.00	58.00
06-SO-11L3		-- LOCATION: RF ALS, (See Drawing)	1	0.00	0.00
06-SO-14O2	S	-- Outlet mounting ORIENTATION: Vertical 12v in top stack compartment needs to be adjusted down to allow clearance for any 110 type plug	1	0.00	0.00
06-SO-1913		-- Power Source: The SAME as outlet No 1	1	0.00	0.00
06-SO-1104		-- 12 V Outlet, No 4: Power Point - Single -Wire thru Med Isolator	1	58.00	58.00
06-SO-11L8	S	-- LOCATION: On Top Cab Console	1	0.00	0.00
06-SO-14O2		-- Outlet mounting ORIENTATION: Vertical	1	0.00	0.00
06-SO-1913		-- Power Source: The SAME as outlet No 1	1	0.00	0.00
06-SO-1105		-- 12 V Outlet, No 5: Power Point - Single -Wire thru Med Isolator	1	58.00	58.00
06-SO-11L4	S	-- LOCATION: On Top Cab Console	1	0.00	0.00
06-SO-14O2		-- Outlet mounting ORIENTATION: Vertical	1	0.00	0.00
06-SO-1913		-- Power Source: The SAME as outlet No 1	1	0.00	0.00
06-SO-1106		-- 12 V Outlet, No 6: Power Point -Single - Wire thru Med Isolator	1	58.00	58.00
06-SO-11L4		-- LOCATION: Telemetry Area, (See Drawing)	1	0.00	0.00
06-SO-14O2		-- Outlet mounting ORIENTATION: Vertical	1	0.00	0.00
06-SO-1916	S	-- Power Source: The SAME as outlet No 1	1	0.00	0.00
06-SS-0600		Siren: Whelen, 295SLSA1, E-Series	1	0.00	0.00

PART NO	S	DESCRIPTION	QTY	EACH	EXTENDED
06-SS-SA19		-- Speaker, Grille, dual, (SA315EKT-Pair) E-Series	1	0.00	0.00
06-SS-SW01		-- Siren / OEM Horn Switch: In Cab Console	1	0.00	0.00
06-SS-SY01		Air Horn System: NONE	1	0.00	0.00
06-SS-06A0	S		1	0.00	0.00
06-SS-0200		-- Siren: Federal, EQ2B, E-Series, ILOS	1	1766.00	1766.00
06-SS-SW01		-- Siren / OEM Horn Switch: In Cab Console	1	0.00	0.00
06-SS-FC25		-- Siren Spkr: CPI, Bumper Recessed, SAD/P3801 - E3/450	1	438.00	438.00
06-SS-SW02		-- Siren / Horn Relay: Automatic switch to "siren" w/ siren power CABINET SHOP - Modular	1	42.00	42.00
07-00-0001		ALL DIMENSIONS ON ORDER WILL HAVE A VARIABLE OF + OR - 1/4" Unless specified as a minimum dimension.	1	0.00	0.00
07-00-164E		CABINET CONSTRUCTION, GENERAL, 164 X 95 E-SERIES	1	0.00	0.00
07-00-BH01		BULKHEAD PANELS: See Station 5 See Station 5 portion of shop order to find DOOR info.	1	0.00	0.00
07-00-MC03		Mica Color: Gloss White D354F-01	1	47.00	47.00
07-00-N002		-- All Cabinet interiors Standard Pre-laminated > WHITE	1	0.00	0.00
07-00-PC0N		Polycarbonate Type/Color: Lexan - CLEAR Secure Latch	1	0.00	0.00
07-00-PS05		-- Security Tag System: Through Handle & Side Tag for Secure Latch System Windows Install Secure window TAGS at mid-point on secure latch windows and drill hole through secure latch handle for tag insertion. WIND-TAG 2 per window, average of 4 secure latch windows per truck.	1	79.00	79.00
07-01-SEL3		-- Att. Seat: EVS Comfort 1880P4B 10 deg Child Safety Seat Gunmetal Per4max Black Seamless, gunmetal, Comfort series foam, Per4max Black 4-pt Belt	1	639.00	639.00
07-SE-0901		-- BASE: Swivel base for EVS Child Seat Option Handle on RIGHT std (2) Position Swivel, Forward or Rearward, Only	1	203.00	203.00
07-AC-6401		AC CABINET: Evaporator, Std Location Behind Att Seat Faces Aisle	1	0.00	0.00
07-BH-6401		Bulkhead Cabinet "J": Standard	1	0.00	0.00
07-BH-6402		-- Cabinet "J": Over Att Seat	1	0.00	0.00
07-DR-WD0		-- Door, Single Solid Flush Fitted	1	0.00	0.00
07-CA-2100		-- TRIM: U-shaped Door, J-trim opening	1	0.00	0.00
07-HW-HIN1		-- Hinge: 1 1/2" Stainless Steel Piano Hinge	1	0.00	0.00
10-ME-L150		-- Lock, CompX-E, Model 150 w/ Proximity Card/Keypad Combo (1) CARD-PROXY (Ship loose with lock and truck) (Tape to backside of cabinet door for customer. ) (1) LOCK-150PRKPCAB Model 150 COMPX- PRKP-CAB Networkable for a dry cabinet installation Keypad, with HID proximity sensor Uses AA size batteries, has a 9v battery jump point for low battery opening.	1	608.00	608.00
10-ME-LOO		-- Lock install location Please define	1	0.00	0.00
10-ME-SOF		-- COMPX software not required.	1	0.00	0.00
ZZ-ZZ-ZZZZ		--	1	0.00	0.00
07-HW-SO1		-- Round Pull Latch: Non-locking - Chrome Finish ILOS -10 lb rated	1	35.00	35.00
07-CA-04A8		Cabinet, (3) Glove Storage, over C/S Entry Door	1	435.00	435.00
07-DR-LX04		-- Door: Overlay He, 3/8" Lexan - 3-glove dispense thru	1	0.00	0.00
07-HW-SO1		-- Round Pull Latch: Non-locking - Chrome Finish ILOS -10 lb rated	1	35.00	35.00
11-X0-0010		-- Stowage rating label - Southco round latch 10 pounds applied each	1	0.00	0.00
07-CA-0300		CURBSIDE UPPER: Over S/B, Mods Wood cabinet, White Interior IATS	1	628.00	628.00

PART NO	S	DESCRIPTION	QTY	EACH	EXTENDED
07-CU-K107		-- Cabinet K1 & K2: (2) Openings with flush center divider	1	101.00	101.00
07-DR-M060		-- EZ -Reach Top- Hinged Single Overhead ILOS 40 LB EACH	2	147.00	294.00
		Reel-Torg hinges			
07-DR-M900		-- Secure Latch handle is NON-LOCKING	2	0.00	0.00
07-CA-04AA		Glove Storage Cabinet, Over Entry Doors: None	1	0.00	0.00
07-CA-04B0		CURBSIDE REAR STORAGE CABINET: NONE	1	0.00	0.00
07-LF-6401		LF Cabinet, Behind Att Seat: Cabinet "H"/ (Elec Cab)	1	0.00	0.00
07-CA-VEN7		-- Plastic Vent: (2) Total, 1 column x 8 row, Vent 01	1	0.00	0.00
07-DR-WD0		-- Door, Single Solid Flush Fitted	1	0.00	0.00
07-CA-2100		-- TRIM: U-shaped Door, J-trim opening	1	0.00	0.00
07-HW-HIN1		-- Hinge: 1 1/2" Stainless Steel Piano Hinge	1	0.00	0.00
07-HW-SO1		-- Round Pull Latch: Non-locking - Chrome Finish ILOS -10 lb rated	1	35.00	35.00
07-RF-6401		RF ALS Cabinet: Standard	1	0.00	0.00
07-RF-I164		-- Cabinet I-1: Standard	1	0.00	0.00
07-DR-M040		-- EZ -Reach Swinging Top Hinged Single I-1 ILOS 40 LB	1	147.00	147.00
		Color of Polycarbonate determined by overall color choice.			
07-DR-HO01		-- Hold Open: Gas Piston	1	33.00	33.00
07-DR-M900		-- Secure Latch handle is NON-LOCKING	1	0.00	0.00
11-X0-0031		-- Stowage rating label - Secure 1-Hand hinged door 40 pounds	1	0.00	0.00
		applied each			
07-RF-I266		-- Cabinet I-2: Shortened for Drawer Option	1	0.00	0.00
07-DR-M052		-- EZ- Reach Double doors ALS 1/2 LOS 40 LB	1	141.00	141.00
07-DR-M900		-- Secure Latch handle is NON-LOCKING	1	0.00	0.00
07-RA-IOA1		-- Outside Access: Thru M-7 (RF) Compartment door.	1	0.00	0.00
07-RF-0001		-- Interior MICA Color: White cabinet liner	1	0.00	0.00
07-TS-1204		-- Shelf Track: 1/2" Incremental, alum	1	0.00	0.00
07-CA-0600		-- (1) Shelf: Shelf: Adjustable, Mica over substrate	1	0.00	0.00
07-TZ-I26A		-- Drawer I-2a: 6" high	1	334.00	334.00
07-DR-WD1		-- Drawer Front: Flush Fitted	1	0.00	0.00
07-CA-2100		-- TRIM: U-shaped Door, J-trim opening	1	0.00	0.00
07-DR-WSD		-- Drawer Front: Flush Fitted with 12" secure latch at top-40 lbs	1	45.00	45.00
07-CA-2100		-- TRIM: U-shaped Door, J-trim opening	1	0.00	0.00
07-HW-SL01		-- Drawer Slides: Full Extension, Detachable 130 LB capacity STD	1	0.00	0.00
		18" long			
		Slides installed Vertical at Sides ONLY. 18" Long			
07-RF-0001		-- Interior MICA Color: White cabinet liner	1	0.00	0.00
11-X0-0048		-- Stowage rating label Secure Latch 12" Single Handle on Door 40	1	0.00	0.00
		pounds applied			
27-XA-3800		-- Divider System For Adjustable Shelves W/ ABS slotted track -	1	163.00	163.00
		Each Cabinet			
27-XA-38A0	S	-- Lexan Divider, Additional, requires option 07-XA-3800	1	36.00	36.00
		Dividers to be installed front to back			
ZZ-ZZ-ZZZZ		--	1	0.00	0.00
07-RF-I268	S	-- Cabinet I-3: Standard	1	0.00	0.00
04-TS-2100		-- Tray, Roll-out: Std Duty .125 Thick tray, Fixed position	1	351.00	351.00
		three inch up-turned sides with stam-pro installed on upper edge			
04-TS-21A2		-- Slides: Pair of Accuride AH760 250 lb 18" Full Extension with	1	0.00	0.00
		Right-side locking			
		One locking slide with yellow thumb catch release			
		(1) SLID-9301Non-locking			
		(1) SLID-9308 Right side locking Right sash typical 18"			
07-DR-M052	S	-- EZ- Reach Double doors ALS 1/2 LOS I-3 40 LB	1	141.00	141.00
07-DR-M900		-- Secure Latch handle is NON-LOCKING	1	0.00	0.00
07-DR-M907		-- Cable stop installed on door (Each)	1	31.00	31.00
		>> Customer confirms angle ??			
07-RA-IOA1		-- Outside Access: Thru M-7 (RF) Compartment door.	1	0.00	0.00
07-RF-0001		-- Interior MICA Color: White cabinet liner	1	0.00	0.00
07-RR-0064		Right Rear Cabinet: Cover over M-5 Compartment	1	0.00	0.00
07-RR-0364		-- Inside access into M-5: Face Aisle	1	234.00	234.00
		The inside access opening shall positioned on the forward half of M-5 compartment.			
		The clear opening shall be 8" wide by 32" tall.			
07-DR-ST10		-- Door, Single, Overlay Hinged, 3/8" Lexan - (Include)	1	51.00	51.00
07-HW-SO1		-- Round Pull Latch: Non-locking - Chrome Finish ILOS -10 lb rated	1	35.00	35.00
11-X0-0010		-- Stowage rating label - Southco round latch 10 pounds applied	1	0.00	0.00
		each			

PART NO	S	DESCRIPTION	QTY	EACH	EXTENDED
07-SB-0050		<b>Custom Cabinet/Cabinets: At Head of Squad Bench Area</b>	1	592.00	592.00
07-DW-0010	S	-- Drawer: (1) Mica-wood body, Mica inside and out	1	669.00	669.00
07-DR-WSD		-- Drawer Front: Flush Fitted with 12" secure latch at top-40 lbs	2	45.00	90.00
07-CA-2100		-- TRIM: U-shaped Door, J-trim opening	2	0.00	0.00
11-X0-0048		-- Stowage rating label Secure Latch 12" Single Handle on Door 40 pounds applied	2	0.00	0.00
07-HW-SL01		-- Drawer Slides: Full Extension, Detachable 130 LB capacity STD 18" long Slides installed Vertical at Sides ONLY. 18" Long	2	0.00	0.00
07-XA-3800		-- Divider System For Adjustable dividers w/ ABS slotted track - Each Cabinet	2	163.00	326.00
07-XA-38A0		-- Lexan Divider, Additional, requires option 07-XA-3800	2	12.00	24.00
07-XA-3900		-- Dividers, (2) Adj 3/16" Lexan, w/ ABS slotted track - EA cab	1	207.00	207.00
07-SB-6401		SQUAD BENCH: Standard 164-172	1	0.00	0.00
07-SB-1012		-- Bio-waste/Sharps No 2: (DR92 style) ABS Rim, Red Lexan	1	138.00	138.00
07-SB-1003		-- LOCATION: At head of Squad Bench	1	0.00	0.00
07-SB-1005		-- WASTE CONTAINER: 6 Quart std -CANO-04G	1	0.00	0.00
07-SB-1001		-- Storage Under Lid - Configure to M-6 Compartment Size	1	0.00	0.00
07-SB-1011		-- SHARPS/Bio Waste CONT. 5-Quart Kendall # 85131 RED(CONT-03)	1	0.00	0.00
07-SB-LH08		-- Latch, Bench Lid: Slam Action , KITS-SBL - Surface mount 40 LBS	1	0.00	0.00
07-SB-LID2		each  -- Squad Bench Lids: Split - 2-section	1	0.00	0.00
07-SB-LH00		-- Hinge, Squad Bench Lid(s): Butt Style Hinges	1	0.00	0.00
07-SB-LH03		-- Lid Checks: Gas shock, Dual Action	2	0.00	0.00
07-TR-SB01		-- Edge Trim, Lids: Band w/ Laminate and J-Trim Protection	1	0.00	0.00
08-MH-1404		-- Restraint Net, at head of S/B, NONE	1	-51.00	-51.00
07-TC-6403		<b>TOP CABINETS, - Standard, 72" Headroom</b>	1	0.00	0.00
07-TC-A643		-- Cabinet A: Standard (72" HR)	1	0.00	0.00
07-TS-1204		-- Shelf Track: 1/2" Incremental, alum	1	0.00	0.00
07-CA-0600		-- (1) Shelf: Shelf: Adjustable, Mica over substrate	1	0.00	0.00
07-DR-M060		-- EZ -Reach Top- Hinged Single Overhead ILOS 40 LB EACH	1	147.00	147.00
07-DR-M900		Reel-Torg hinges  -- Secure Latch handle is NON-LOCKING	1	0.00	0.00
07-TC-B643		-- Cabinet B: Ergonomically angled toward the CPR seat (72"HR)	1	0.00	0.00
07-CA-0600	S	-- (1) Shelf: FIXED Mica over substrate	1	0.00	0.00
07-CB-DR30		-- Doors; Cabinet B Secure Latch Sliding Window -40 LB	1	0.00	0.00
11-X0-0014		-- Stowage rating label - Secure Latch Sliding Window 40 pounds applied each	1	0.00	0.00
07-XA-3800		-- Divider System For Adjustable dividers w/ ABS slotted track - Each Cabinet	1	163.00	163.00
07-XA-38A0		-- Lexan Divider, Additional, requires option 07-XA-3800	8	12.00	96.00
07-WC-0000			1	0.00	0.00
07-WC-6401	S	<b>WALL CABINET: CPR Seat w/Telemetry Type 3</b>	1	0.00	0.00
07-WC-AA01		-- Action Area: Standard	1	0.00	0.00
07-WC-AA02		-- A/A Tray: Color Keyed Mica with ABS BioWaste	1	0.00	0.00
07-SB-1005		-- WASTE CONTAINER: 6 Quart std -CANO-04G	1	0.00	0.00
07-SB-1008		-- SHARPS CONTAINER: 2-Gallon Sharps-A-Gator (CONT-02)	1	0.00	0.00
07-WC-AAB		-- Action Area Board: Black Grip See Station No 6 for content	1	0.00	0.00
07-WC-C003		-- Cabinet C: DELETE	1	0.00	0.00
07-WC-D003		-- Cabinet D: DELETE	1	0.00	0.00
07-WC-E003		-- Cabinet E: DELETE	1	0.00	0.00
07-WC-F000		-- Cabinet F: DELETE	1	0.00	0.00
07-WC-SS05		-- Side Seat: 44" - Double Position - Under Lid Storage w/Latch	1	240.00	240.00
07-WC-BA0		-- Hinge, CPR Seat Lid(s): Butt Style Hinges	1	0.00	0.00
07-WC-BR0		-- Back Rest: Fixed to Back Wall of CPR Seat w/clips	1	0.00	0.00
07-WC-O101		-- Cabinet O1: Standard	1	0.00	0.00
07-TS-1204		-- Shelf Track: 1/2" Incremental, alum	1	0.00	0.00
07-CA-0600		-- (1) Shelf: Shelf: Adjustable, Mica over substrate	1	0.00	0.00
07-DR-M064		-- EZ -Reach Side- Hinged Single Window ILOS-40 LB	1	148.00	148.00
07-DR-LZ10		-- Hinges: Stainless Spring Loaded	2	0.00	0.00
07-DR-M900		-- Secure Latch handle is NON-LOCKING	1	0.00	0.00
08-SE-1702		-- P4 - 4-Point PER4MAX Restraint System - W/CPR	1	0.00	0.00

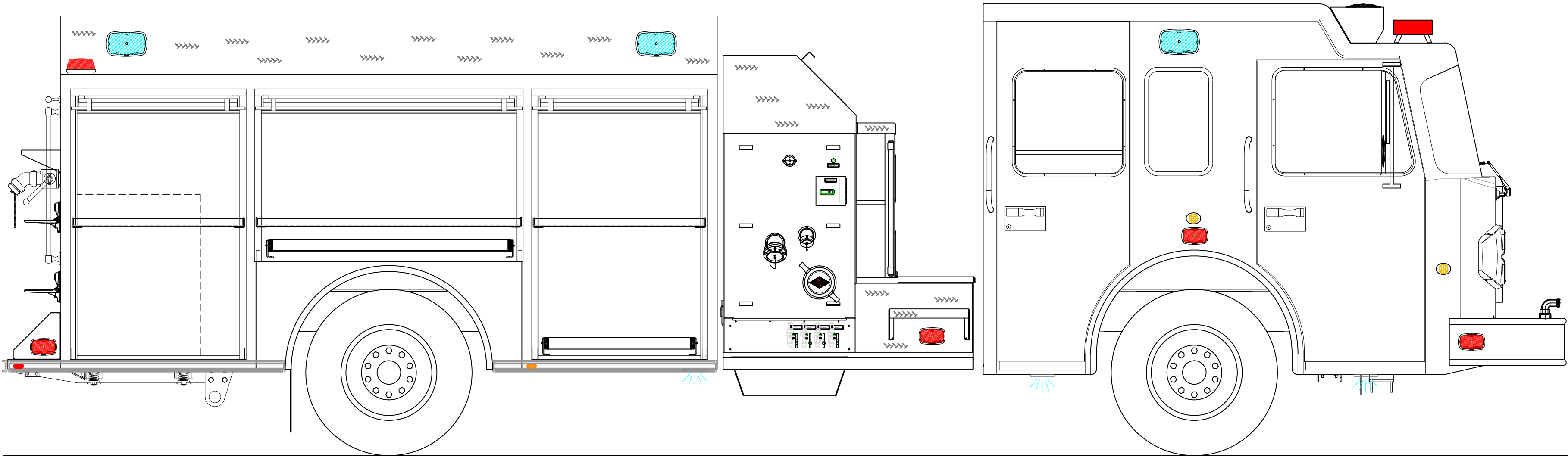
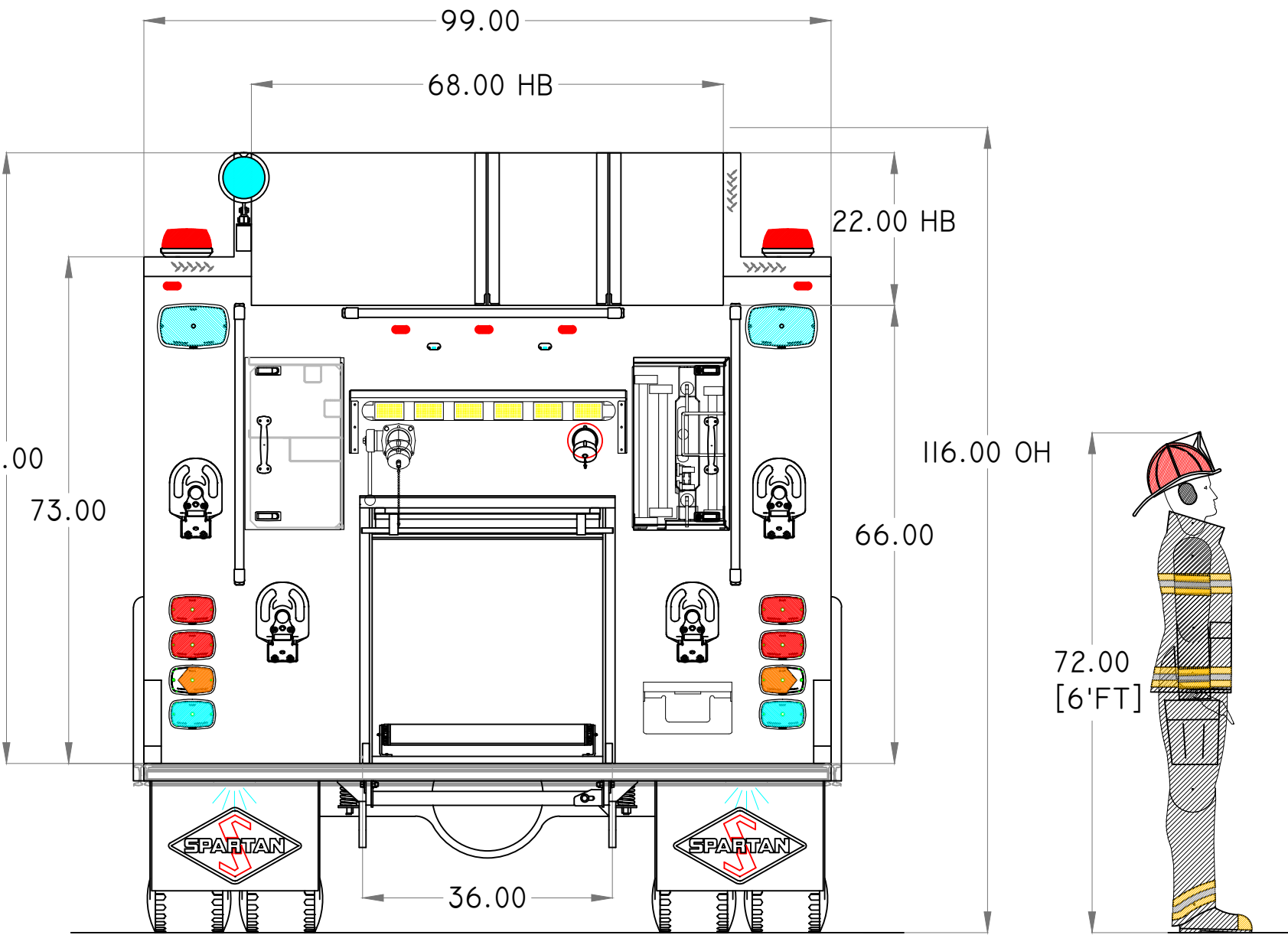
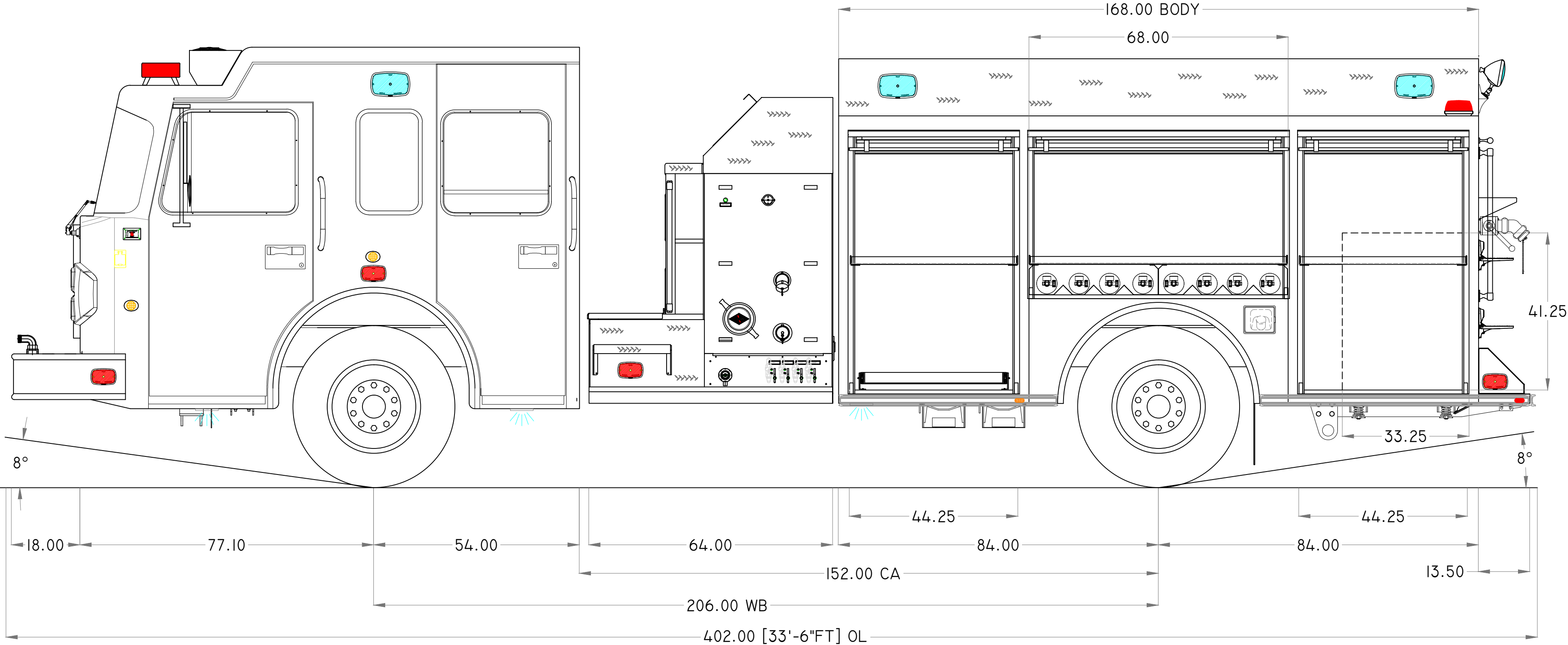
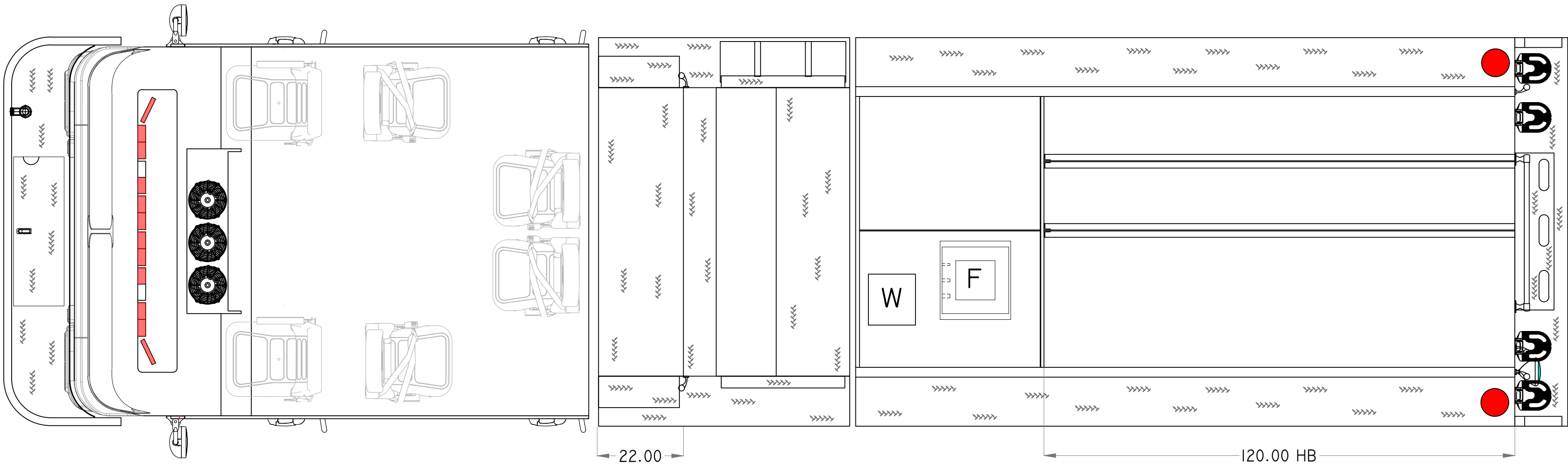
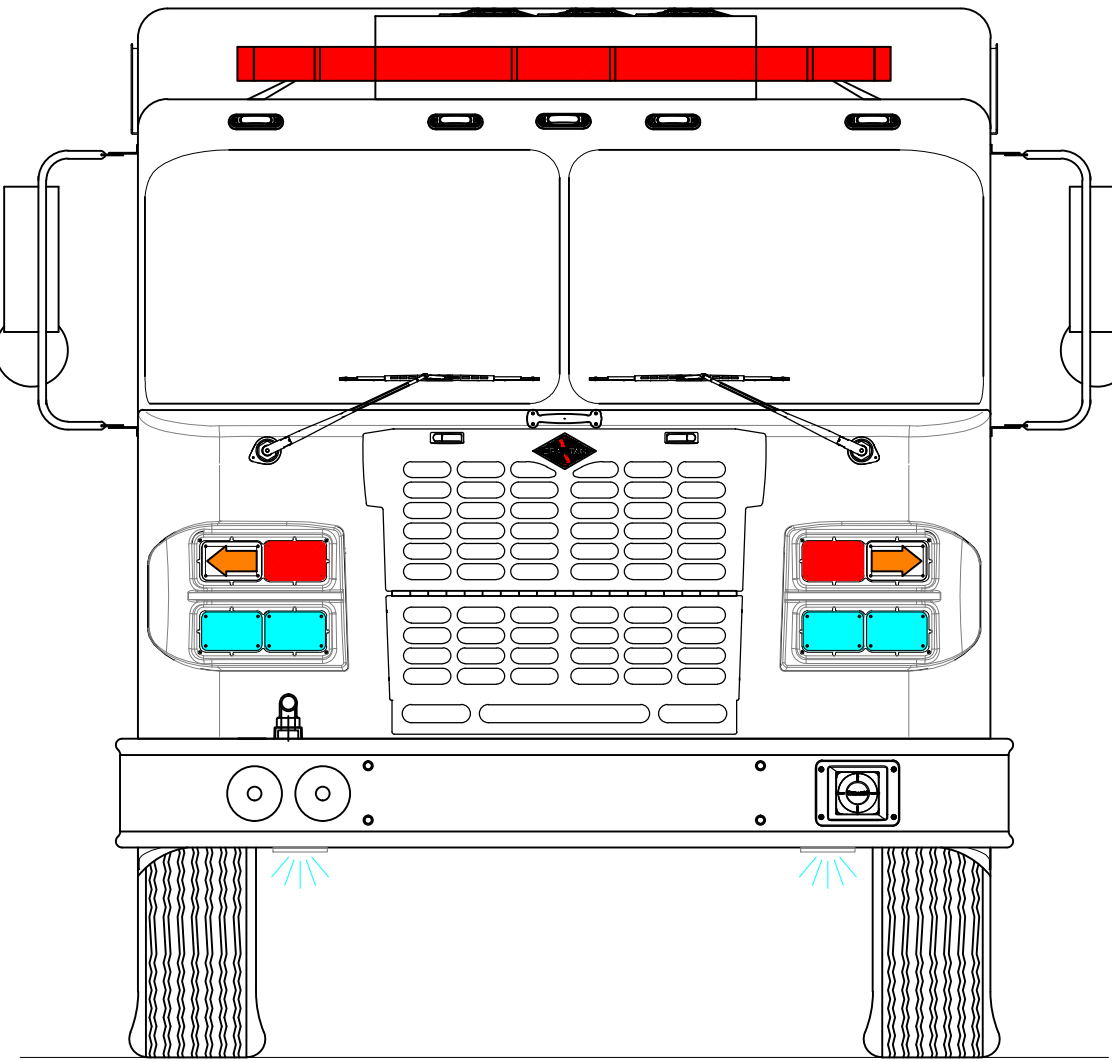
PART NO	S	DESCRIPTION	QTY	EACH	EXTENDED
08-SE-1721		-- (2) on Squad Bench, (1) CPR Side Seat Per4Max above bench black Belts	1	0.00	0.00
08-SE-SB70		-- S/B: (3) Sec patient restraints - 9" Sleeves Face of Bench	1	0.00	0.00
08-SE-SB76		-- S/B: (3) Sec patient restraints - 5" Sleeves By Hinge	1	0.00	0.00
00-20-0072		-- Per4Max Four-Point Seatbelts: Accept and Install Full Feature CABINET SET - CELL 4 - MOD	1	0.00	0.00
08-00-00PW		Sub Floor, 3/4" Plywood, Standard	1	0.00	0.00
08-00-FL31		Flooring: Lonplate II - #424 TX (Textured) Gun Powder	1	426.00	426.00
08-00-FL01		-- Flooring Main Edge: 3" Recessed (1/2" deep) roll-up	1	0.00	0.00
08-AS-0001		-- Rear Threshold, Stainless, 6" Wide x Full Width at rear doors Install safety yellow with diagonal stripes nonskid tape over threshold.	1	0.00	0.00
08-AS-0006		-- C/S Stepwell Threshold, Polished Diamond Plate	1	0.00	0.00
08-CS-0001		COT MOUNT HARDWARE: (Full Size Mod)	1	0.00	0.00
08-CR-09PP		-- Cot Mount: Stryker, No 6390, Power Load, Prep ONLY >>NON COMPLIANT << This will have everything need for Customer/Dealer to install the Stryker Power Load system at a later date. Constant hot and ground service power provided, Prep will include, installation of Floor Plate Kit THIS DOES NOT INCLUDE ANY COT MOUNT >>>>> EXCEPTION TO 3.11.6 >> THIS is an incomplete installation, an exception is required, NON COMPLIANT installation.	1	-565.00	-565.00
08-CR-0420		-- Non-Compliant to SAE J3027, J3102 3.11.6 Patient Cot Mount Notice	1	0.00	0.00
08-CR-0421		-- Non-Compliant to SAE J3027, AMD 004 CAAS GV 3.0 C.11.6	1	0.00	0.00
08-CR-09PN		-- mass casualty kit not requested	1	0.00	0.00
08-CR-1001		-- 12 v power for cot mount provided up through floor 12volt power for power load to be brought through floor, with Heat shrink connectors installed	1	46.00	46.00
08-CS-00PL		-- Cot Position No 1: PRIMARY CENTER POSITION, Maintain 12" between Cot and S/B.	1	0.00	0.00
08-CS-2000		-- Primary Cot position under floor reinforcement Install 8 inch wide by 5 long 1/2" aluminum reinforcement at primary cot position. (Primary cot position only - REV Std) **If custom location is desired, must be specified below.	1	0.00	0.00
08-CS-3009		-- Cot mount set up for: Stryker Power-Pro 6506	1	0.00	0.00
08-CS-3009		-- Cot mount set up for: Stryker Power-Pro 6506	1	0.00	0.00
08-OS-04ST		OXYGEN / AIR / VACUUM System:	1	0.00	0.00
08-OS-0401		-- O2 Outlet No 1: Amico Ohmeda Diamond	1	0.00	0.00
08-OS-040A		-- LOCATION: Action Area	1	0.00	0.00
08-OS-0402		-- O2 Outlet No 2: Amico Ohmeda Diamond	1	0.00	0.00
08-OS-040A		-- LOCATION: Action Area	1	0.00	0.00
08-OS-0403		-- O2 Outlet No 3 Amico Ohmeda Diamond	1	189.00	189.00
08-OS-040E		-- LOCATION: Curbside, in head of cabinet, over head of S/B	1	0.00	0.00
08-OS-0404		-- O2 Outlet No 4: Amico Ohmeda Diamond	1	189.00	189.00
08-OS-040C	XS	-- LOCATION: Center Pad of Liner Panel, Over Head/Chest (Non-X Series) Recessed	1	0.00	0.00
08-OS-1331	XS	-- Rack No 1: Adjustable AEV O2 Rack Green with 4 Ratchet Straps M/H Fits cylinders 7" diameter or more.  O2 mount needs to be centered more in space. Made it difficult to loosen the adjustment points for the top of the mount system.	1	0.00	0.00
08-OS-11G1		-- Cylinder Type: OXYGEN - Green Colored Hose Regulator connection Nut: 9/16" RH thread.	1	0.00	0.00
08-OS-1301	S	-- Rack Location: Left Front, wall #2 centered	1	0.00	0.00
08-OS-132M		-- Set up For M cylinder	1	0.00	0.00
08-OS-1712		-- Regulator, Oxygen: Has LX1 Transducer, Inspected and Installed	1	168.00	168.00

PART NO	S	DESCRIPTION	QTY	EACH	EXTENDED
08-OS-1902		-- Regulator Wrench: Cast aluminum, OXYGEN w/ cable lanyard	1	0.00	0.00
08-OS-35ST		-- Vacuum System: SSCOR regulator/gauge panel in A/A	1	0.00	0.00
<b>08-OS-3501</b>		<b> -- Collection Canister w Clip: Bemis, 1200 CC at Action Area</b>	<b>1</b>	<b>0.00</b>	<b>0.00</b>
		LOCATION: In Action Area, to the left of A/A console box.			
		with SSCOR canister retention clip			
08-OS-3502		-- VAC Plumbing: Direct from panel to canister - NO Outlet	1	0.00	0.00
08-OS-3503		-- Vacuum Pump: 49 State	1	0.00	0.00
08-OS-35L4		-- Location: M-2 Compartment	1	0.00	0.00
<b>TRIM / DOOR ASSEMBLY - CELL 5</b>					
09-00-002S		-- Interior window and aluminum trim with standard satin finish- std	1	0.00	0.00
09-00-0002		*****DOOR DEPARTMENT - Full Mod*****	1	0.00	0.00
02-BT-C853		-- Handles, Ext: Tri-mark 030-1875, Free Float, Polished CNNC finish	1	0.00	0.00
02-BT-C85A		-- Interior Release: All Entry Doors, with bezel Emergency Access	1	0.00	0.00
<b>09-MH-2520</b>	<b>S</b>	<b> -- Grab Rail, (1), 18" IATS, Yellow Antimicrobial</b>	<b>1</b>	<b>125.00</b>	<b>125.00</b>
		<b>Located : Angled on head of SB</b>			
<b>09-MH-2531</b>		<b> -- Grab Rail, (1), 18" Yellow Antimicrobial Rear Entry Assist std.</b>	<b>1</b>	<b>0.00</b>	<b>0.00</b>
		Located : Module interior at the rear entry, mounted to the M5 compartment filler. Rail is to be through bolted into M5.			
09-B1-ED00		Entry Door Panels, Windows and Hardware	1	0.00	0.00
<b>08-MH-0020</b>		<b> -- Interior Grab Handle Color: Yellow Antimicrobial</b>	<b>1</b>	<b>0.00</b>	<b>0.00</b>
<b>08-MH-0318</b>		<b> -- Grab Handle, CS Entry: (1) 3-pt "L" Shaped 90, Yellow Antimicrobial</b>	<b>1</b>	<b>150.00</b>	<b>150.00</b>
		<b>ILOS</b>			
		Install CS door handle after cabinet installation. Close the doors and check for pinch points or cabinet interference.			
<b>08-MH-03E8</b>		<b> -- Grab Handles, Rear Access: (2) 3-pt "L" Shaped 90, Yellow Antimicrobial</b>	<b>1</b>	<b>295.00</b>	<b>295.00</b>
09-AS-2400		-- Door Panels: Diamond Plate / Upholstery / Diamond Plate	1	0.00	0.00
09-AS-2510		-- Curbside Lower Door Panel: Diamond Plate	1	0.00	0.00
<b>09-WI-02A0</b>		<b> -- UPPER Windows: RA Doors, Fixed Tinted Glass 16.3"W x 19.3"H</b>	<b>1</b>	<b>0.00</b>	<b>0.00</b>
		<b>Recessed</b>			
		WIND-H0161			
<b>09-WI-0600</b>		<b> -- UPPER Window: CS Access, Fixed Glass, std tint -Recessed</b>	<b>1</b>	<b>0.00</b>	<b>0.00</b>
		WIND-H0161			
09-DR-WT03		Walk through Door: Slide behind drivers seat fixed window	1	0.00	0.00
<b>09-FM-1093</b>		<b> -- Dri-Dek Compt Floors and shelves, Black</b>	<b>1</b>	<b>491.00</b>	<b>491.00</b>
<b>07-WC-LPN</b>		<b> -- Defib.Bracket: Bottom Mount Technimount 210-11-PC15-HD Pro Serie</b>	<b>1</b>	<b>1858.00</b>	<b>1858.00</b>
		<b>35 LP 15</b>			
		Bottom surface swivel mount			
		Requires separate space if countertop has lip.			
		Complete assembly surface mounted base, removable support device section			
		Warranty from manufacturer.			
<b>07-WC-LPT1</b>		<b> -- Technimount Spacer 3/4" tall Aluminum</b>	<b>1</b>	<b>534.00</b>	<b>534.00</b>
		3/4" aluminum spacer to install under mounting plate of tehnmount			
		HOLD-SPC034			
<b>07-WC-LPT</b>	<b>S</b>	<b> -- Monitor Mounting: Bolted in place</b>	<b>1</b>	<b>0.00</b>	<b>0.00</b>
		<b>Location: Squad Bench</b>			
<b>ELECTRICAL Point to Point - CELL 6</b>					
10-IL-02ST		Action Area Light: 12 V, LED, Surface Mount	1	0.00	0.00
10-IL-02L7		-- Light Location: Action Area	1	0.00	0.00

PART NO	S	DESCRIPTION	QTY	EACH	EXTENDED
<b>UPHOLSTERY - CELL 7</b>					
11-00-UC01		<b>Upholstery Color: Dark Gray (Gunmetal)</b>	1	0.00	0.00
11-00-UC11		<b> -- Center Trough Upholstery Color: Color Key to Rest of Truck</b>	1	0.00	0.00
11-00-UT05		Uph Joint Type: Vacuum Formed - Seamless	1	0.00	0.00
11-05-0015		Cab Extension Dove Gray Vinyl Standard	1	0.00	0.00
11-SB-0005		Squad Bench seat cushion cut-outs: None	1	0.00	0.00
11-SE-CSPD		Head Protection: Pad over CS Entry Door	1	0.00	0.00
11-SE-REPD		Head Protection: 2" Pad over Rear Access Doors, Full Width	1	0.00	0.00
<b>PAINT - STRIPES - DECALS</b>					
12-PT-UNCT		-- Undercoating : Per QVM Guidelines, STD	1	0.00	0.00
12-DC-0001		Reflective Tape: White Reflective On Painted edges of Exterior Door Frame	1	0.00	0.00
12-DC-GA10		Compartment Finish: Diamond Plate Standard	1	0.00	0.00
12-PT-0100		Primary (Over All) Color: White (YZ)	1	0.00	0.00
12-DC-0002		-- Flip Step Reflective/Prismatic Tape: Red/White/R/W/R/W/R	1	0.00	0.00
12-PT-0112		-- Tape Stripe: NONE (KKK-F Deviation)	1	0.00	0.00
11-YZ-0962		<b> -- Non-Compliant to KKK-F 3.16.2 ; Exterior Safety stripe to be Orange</b>	1	0.00	0.00
12-PT-RF01		-- Roof Paint: Same color as module body, Matte Finish	1	0.00	0.00
12-PT-1312		<b> -- Outer Section: without doors</b>	1	0.00	0.00
12-PT-1326		<b> -- Rear Chevron Flat panel, no doors Diamond Grade Reflective:</b>	1	1305.00	1305.00
		<b>Double Color</b>			
		Diamond Grade Materials.			
		Colors are listed Below			
12-PT-1380	S	<b> -- Main Color - Must State Main Color - Yellow</b>	1	0.00	0.00
12-PT-1382	S	<b> -- Second Color - Must State Second Color - Blue</b>	1	0.00	0.00
12-PT-1330		<b> -- Rear Kickplate: None</b>	1	0.00	0.00
12-PT-DRIP		Drip Rails: Bright Aluminum, De-burred and rounded corners Include a drip rail over the C/S Entry Door.	1	0.00	0.00
<b>DETAIL - SHIP LOOSE ITEMS</b>					
12-PT-DRIZ		-- Drip Rails: Detail-Refer to Paint Section for Drip Rail Information Include a drip rail over the C/S Entry Door.	1	0.00	0.00
13-10-XM00		-- Owner's Manual USB Flash Drive ship loose	1	0.00	0.00
13-KK-KDE		<b>Decals: KKK / DOT Pkg. - NONE/DELETE</b>	1	-73.00	-73.00
13-RF-STAD		<b> -- Decals: Star of Life for Mod Roof - NONE/DELETE</b>	1	-37.00	-37.00
13-KK-NSSB		Decals: NO SMOKING & SEATBELT, installed, cab & pt. area.	1	0.00	0.00
13-KL-0010		AEV Logos: Installed on unit per AEV standard locations	1	0.00	0.00
13-MH-05ST		Fire Extinguisher, 5 pound, shipped loose, Std	1	0.00	0.00
11-YZ-0932		<b> -- Exception to 3.15.2 Required Two fire extinguishers installed by FSAM</b> Fire extinguishers were not installed with one in the driver's cab, one in the patient compartment at the time of departure from the final stage Ambulance Manufacturer. The customer/FSAM has shipped them loose for the dealer to complete the final install.	1	0.00	0.00
11-ZZ-0932		<b> -- Exception to C.16.1 1 Required Two fire extinguishers installed by FSAM</b> Fire extinguishers were not installed iwth one in the driver's cab, one in the patient compartment at the time of departure from the final stage Ambulance Manufacturer.	1	0.00	0.00
13-MH-10A0		Reflector Pkg: Body - 2 ea, Side Fr Amber, Side Rear Red, Rear Red	1	0.00	0.00
13-SP-TIRE		Spare Tire: Refer To Chassis Section to See if it gets one.	1	0.00	0.00
34-XX-5000		Indemnification Statement The purchaser agrees to defend, indemnify and hold REV harmless from any claims, costs (including actual attorneys' fees), damages and liabilities caused in whole or in part by any alteration or modification of, or changes or additions to the Purchased Products OR use of product for purposes it was not designed or intended for.	1	0.00	0.00
<b>== 164-172 x 95 T-3 E450 Base Price - 35.010 05/02/22 ==</b>					
<b>GENERAL CONVERSION</b>					
03-14-004D	S	<b> -- 2025 **164+ ** E450 Drw CONV PKG 22-4 6/6/22</b>	1	145135.00	145135.00
03-ZZ-ZZZZ			1	0.00	0.00

PART NO	S	DESCRIPTION	QTY	EACH	EXTENDED
36-CO-0001		-- CHANGE ORDER POLICY	1	0.00	0.00
36-CO-0010		-- After Confirmation, Prior to Engineering Change Fee is \$100 Per Item, Plus Option Cost	1	0.00	0.00
36-CO-0030		-- After Confirmation, After Production Start Change Fee is \$200 Per Item, Plus 200% Option Cost Additional labor charges above option costs may apply to accomodate the change at \$200 per hour. Special order or non-stocking parts that are purchased for any ordered option that is subsequently deleted will be charged for and shipped loose. >> Changes after production starts are the most disruptive.	1	0.00	0.00
36-CO-0035		-- Change Order Recieved at Delivery ; \$300 charge per item, plus three times the standard option cost AND Any additional labor to accomodate the change at \$200 per hour, Effective 01/28/2022	1	0.00	0.00
36-EO-0001		-- ***END OF ORDER***	1	0.00	0.00
		<b>Total</b>			<b>233,037.00</b>
		<b>APPROVED :</b>			
		<b>DATE :</b>			

Compartment	Volume (Cubic Feet)
L1	36.401
L2	27.369
L3	36.401
R1	36.401
R2	27.369
R3	36.401
B1	31.162
Hose Bed Area	103.888



CHASSIS: SPARTAN METRO STAR MFD 10" RR

ENGINE: CUMMINS ISL 450 HP

TRANSMISSION: ALLISON 3000 EVS

AXLES: F 20,000 LB / R 27,000 LB

MODEL: 2111

WATER/FOAM: 1000 GALLONS / 10 GALLONS

PUMP: WATEROUS CXS 1500 GPM

FOAM SYSTEM: N/A

GENERATOR: N/A

DOOR FRAMED OPENINGS	
COMPARTMENT	DOOR FRAMED OPENING
L1	44.25-W x 68.0-H
L2	68.0-W x 43.0-H
L3	44.25-W x 68.0-H
R1	44.25-W x 68.0-H
R2	68.0-W x 43.0-H
R3	44.25-W x 68.0-H
B1	36.0-W x 37.25-H

SPECIAL NOTES:

LADDER PACKAGE:

- (1) Duo-Safety 24 FT.-2 SEC. 900A
- (1) Duo-Safety 14 FT. Roof, 775A
- (1) Duo-Safety 10 FT. Attic, 585A

STORAGE FOR:

- (2) 10' HARD SUCTION HOSES
- (2) STANDARD HOOK PIKE POLES

CUSTOMER  
THIS DRAWING IS A CLOSE APPROXIMATION OF YOUR FIRE APPARATUS. IN ALL CASES WHERE THE DRAWING AND THE WRITTEN SPECIFICATION DIFFER, THE SPECIFICATION SHALL PREVAIL. PLEASE WORK WITH YOUR DEALER TO ASSURE THAT THE WRITTEN SPECIFICATION REPRESENTS WHAT YOU WANT IN YOUR FINISHED PRODUCT. SPARTAN EMERGENCY RESPONSE BUILDS TO THE WRITTEN SPECIFICATION, NOT THE DRAWING TO ASSURE THAT YOUR NEEDS ARE MET.

PROPRIETARY AND CONFIDENTIAL  
THE INFORMATION CONTAINED IN THIS DRAWING IS THE SOLE PROPERTY OF SPARTAN EMERGENCY RESPONSE. ANY REPRODUCTION IN PART OR AS A WHOLE WITHOUT THE WRITTEN PERMISSION OF SPARTAN EMERGENCY RESPONSE IS PROHIBITED. SPARTAN MOTORS USA, INC. D/B/A SPARTAN EMERGENCY RESPONSE.

2	5/4/17	CHANGES FROM MARKUP	W.C.
1	08/22/16	ENG COMPLETE	TA/MTH/DE
0	08/01/16	INITIAL PROPOSAL	M.G.H.
REV	DATE	DESCRIPTION	NAME

SCALE: NOT TO SCALE

CUSTOMER:

TRUCK NUMBER: Model 2111-08  
DEALER:



295 Industrial Park Drive Belleville, MI 48111

### SALES PROPOSAL

Date: 10/2/2024

THIS PROPOSAL ("Proposal") is made by and between R&R Fire Truck Repair Inc., ("R&R"), and Flat Rock Fire Department 25500 Gibraltar Road Flat Rock, MI 48134 ("Customer") for the purchase of One (1) new Spartan ER 2111 Custom top mount pumper per the attached specifications. In exchange for the Apparatus and Equipment, Customer agrees to pay R&R the sum of Seven Hundred Thirty-Seven, Seventy Two (\$737,072.00) ("Purchase Price"). If this proposal is not accepted by the purchaser within 45 days from the date proposed, we reserve the right to withdraw this proposal.

- (1) Subject to the terms of this Proposal, the R&R shall furnish, and Customer shall purchase, the apparatus and equipment ("Apparatus and Equipment") described and in accordance with all material respects with the specifications ("Original Specifications") submitted with the bid proposal (the "Bid Proposal"). In the event there is any conflict between Original Specification and the Bid Proposal, the Bid Proposal will prevail.
- (2) This Proposal for Apparatus and Equipment conforms to all Federal Department of Transportation (DOT) and Environmental Protection Agency (EPA) rules and regulations and to all National Fire Protection Association (NFPA) Guidelines for Automotive Fire Apparatus in effect as of the Effective Date. Any increased cost incurred by the manufacturer because of future changes in or additions to such DOT, EPA or NFPA standards will be passed along to Customer as an addition to the Purchase Price set forth below.
- (3) The Apparatus and Equipment shall be ready for delivery from the factory, within 245 days. This delivery timeframe is subject to modification if there are customer driven delays to holding the pre-construction meeting and/or if there are customer driven delays to returning the corresponding signed change order to the factory. All days exceeding 10 days after the pre-construction conclusion with priced change order ready for approval will be added to the above-mentioned delivery timeframe.
- (4) A competent R&R service representative shall be provided to demonstrate and provide instructions in the handling and operation of Apparatus or Equipment described herein.
- (5) Any applicable taxes not specified noted above will be paid by Customer directly or will be added to the Purchase Price. If Customer claims exemption from any tax, Customer shall furnish applicable exemption certificate to R&R and hold R&R harmless from any such tax, interest or penalty which may at any time be assessed against R&R.

All payments must be made to R&R Fire Truck Repair Inc. Any representation that payment is to be to any other party is unauthorized.

(6) R&R warrants that, at the time of delivery, the Apparatus and Equipment shall comply in all material respects with the Original Specifications. OTHER MANUFACTURER WARRANTIES APPLICABLE TO THE APPARATUS AND EQUIPMENT ARE THOSE EXPRESSLY SET FORTH IN THE BID PROPOSAL AND IDENTIFIED AS APPLYING TO THE APPARATUS AND EQUIPMENT. SUCH WARRANTIES ARE IN LIEU OF ALL OTHER WARRANTIES, EXPRESSED OR IMPLIED, INCLUDING BUT NOT LIMITED TO THE IMPLIED WARRANTIES OF MERCHANTABILITY AND FITNESS FOR ANY PARTICULAR PURPOSE.

(7) This proposal becomes part of the binding contract upon signing a "Contract" between R&R and customer along with authorized signatures of R&R (company officer) and Customer (authorized officials) signatures.

Submitted to  
Customer By:

Dave Fornell

on

10/2/24.  
Date



R&R Sales Representative